



## Flash Eurobarometer 523

# Integration of young people into the labour market with particular focus on traineeships

Survey requested by the European Commission, Directorate-General for Employment, Social Affairs and Inclusion and coordinated by the Directorate-General for Communication

These slides may be very slightly updated as part of the comprehensive analysis of the survey results.



Fieldwork

**15/03 - 24/03/2023**

**Fieldwork conducted by  
Ipsos European Public Affairs**



Survey requested by the European Commission, Directorate-General for Employment, Social Affairs and Inclusion and coordinated by the Directorate-General for Communication

Fieldwork conducted by Ipsos European Public Affairs

## Methodology

- The survey was conducted via computer-assisted web interviewing (CAWI), using Ipsos online panels and their partner network. A share of respondents in Luxembourg and Malta was recruited via social media networks.
- Fieldwork: 15 and 24 March 2023
- Target population: young EU citizens, aged 18-35
- Coverage: EU27
- Number of interviews: 26 334
- Sample size per country: 500 in LU, CY, MT, and 1000 in all other countries

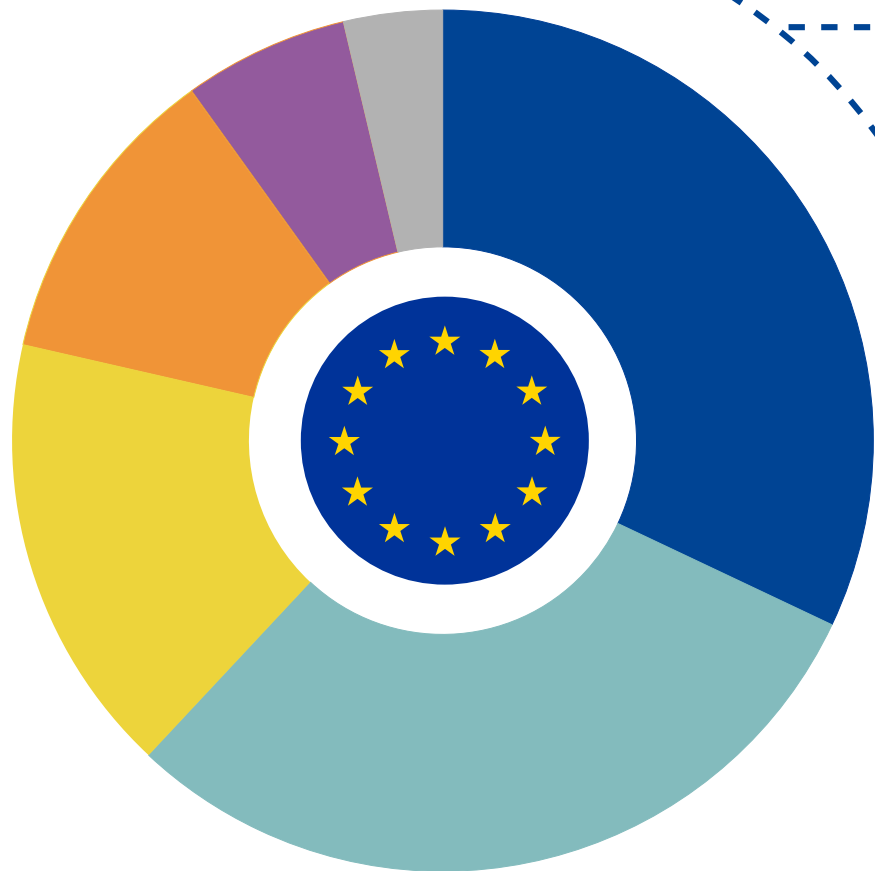
## Presentation of survey data

- Survey data are weighted to known population proportions. The EU27 averages are weighted according to the size of the 18-35 year-old population of each EU Member State. *Note:* Percentages may not total 100 due to rounding.

# Q1

How long did it take for you to find your first work experience (a paid or unpaid activity in a work setting) after you started actively looking for it?

## EU27 average



32%

Less than 1 month

30%

At least 1 month, but less than 6 months

17%

6 months to 1 year

12%

More than 1 year


6%

You do not have any work experience

4%

Don't know


## Currently working (%)



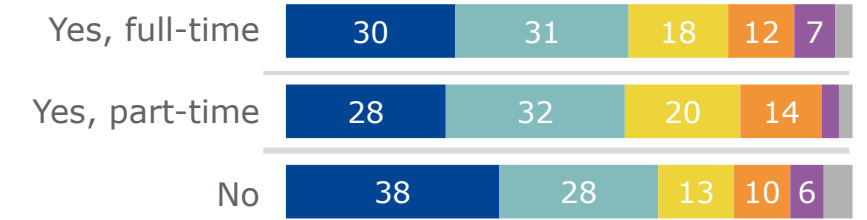
## Gender (%)



## Age (%)



## Currently in education (%)

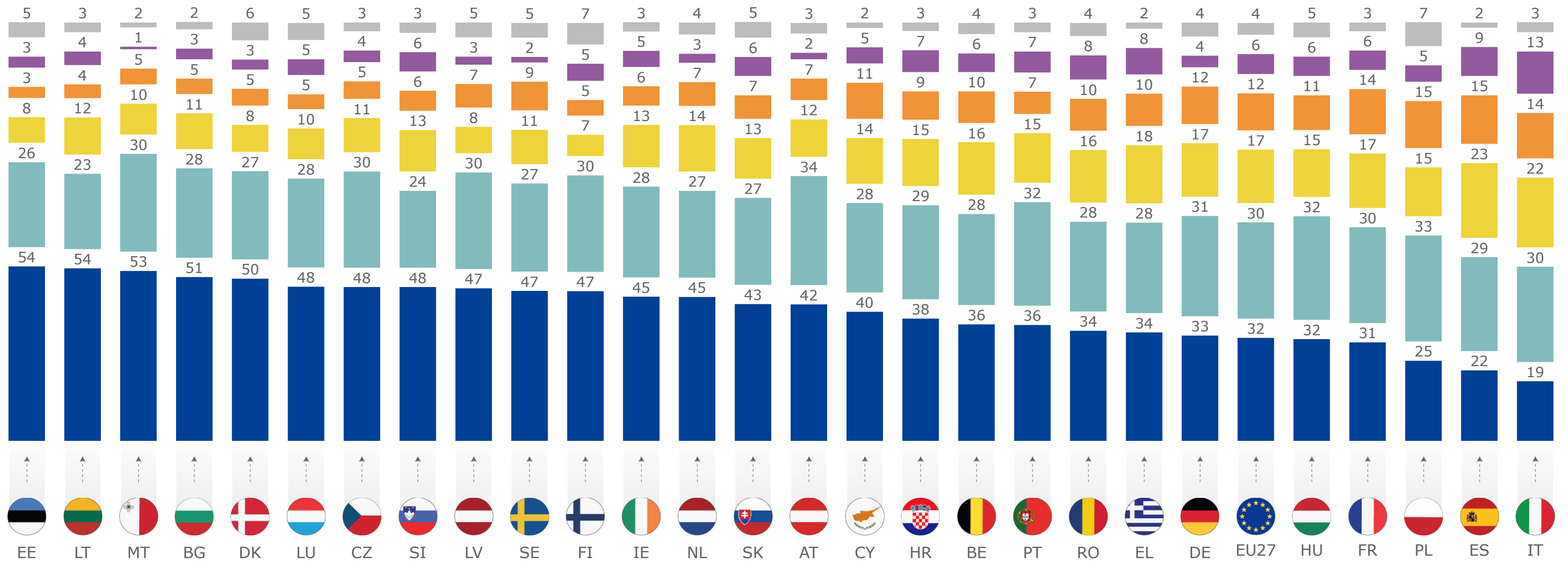


Data labels not shown for 5% or under

# Q1

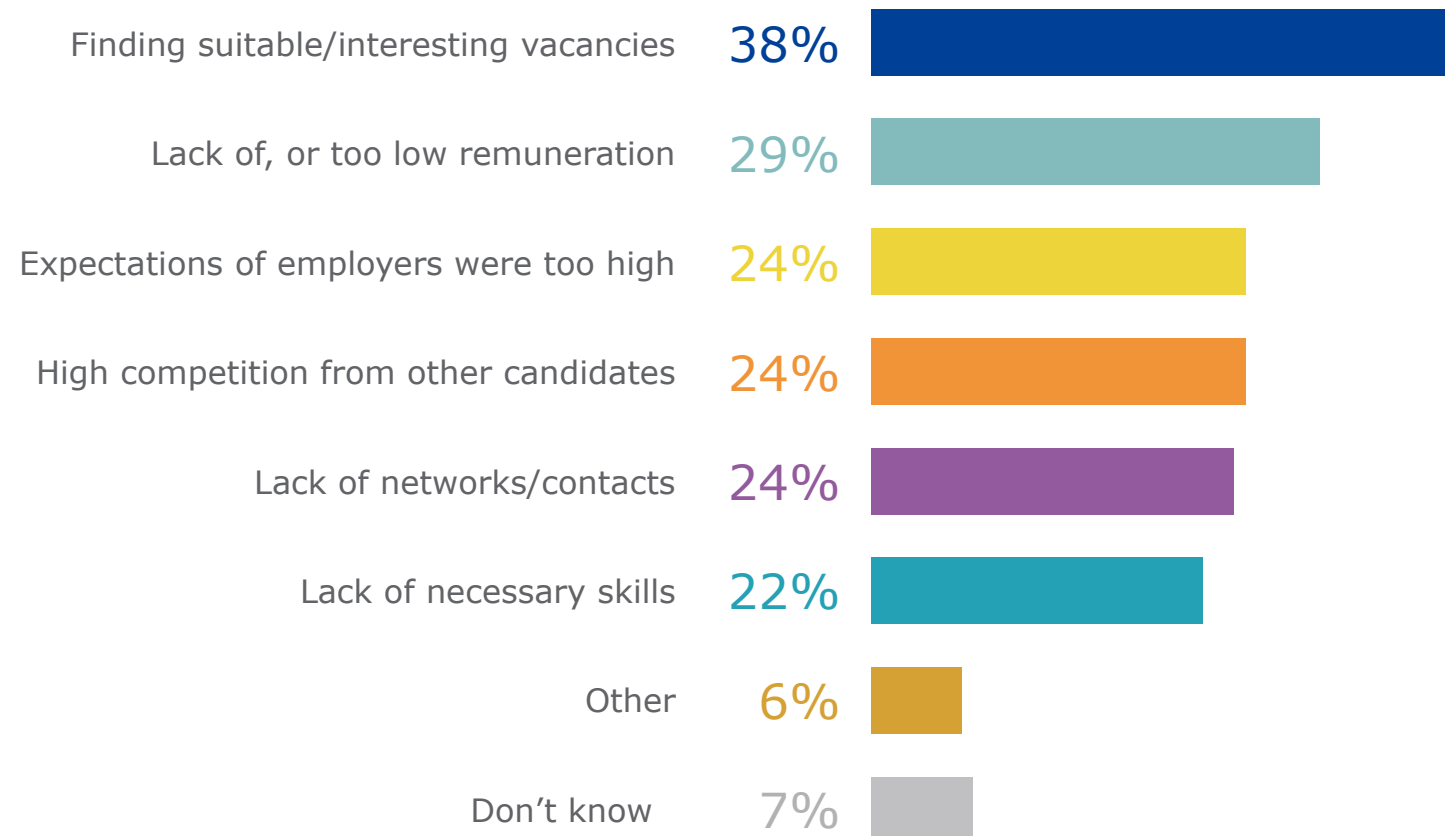
How long did it take for you to find your first work experience (a paid or unpaid activity in a work setting) after you started actively looking for it?

— Less than 1 month    
 — At least 1 month, but less than 6 months    
 — 6 months to 1 year    
 — More than 1 year    
 — You do not have any work experience    
 — Don't know





What were the main obstacles to finding your first work experience? You can select up to three answers. [MULTIPLE ANSWERS]



Gender (%)

Male	37	30	24	24	26	21	5	6
Female	39	29	25	24	21	22	6	7

Age (%)

18-24	37	28	24	22	22	22	6	6
25-29	40	30	26	24	25	22	5	7
30-35	38	29	23	26	24	21	6	7

Currently working (%)

Yes, full-time	38	30	24	26	24	21	5	7
Yes, part-time	37	29	25	25	24	22	6	6
No	39	27	24	19	23	25	9	7


Currently in education (%)

Yes, full-time	38	29	25	26	24	21	5	6
Yes, part-time	38	32	25	26	25	20	6	4
No	38	28	23	21	22	23	7	9

# Q2

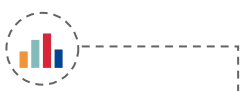
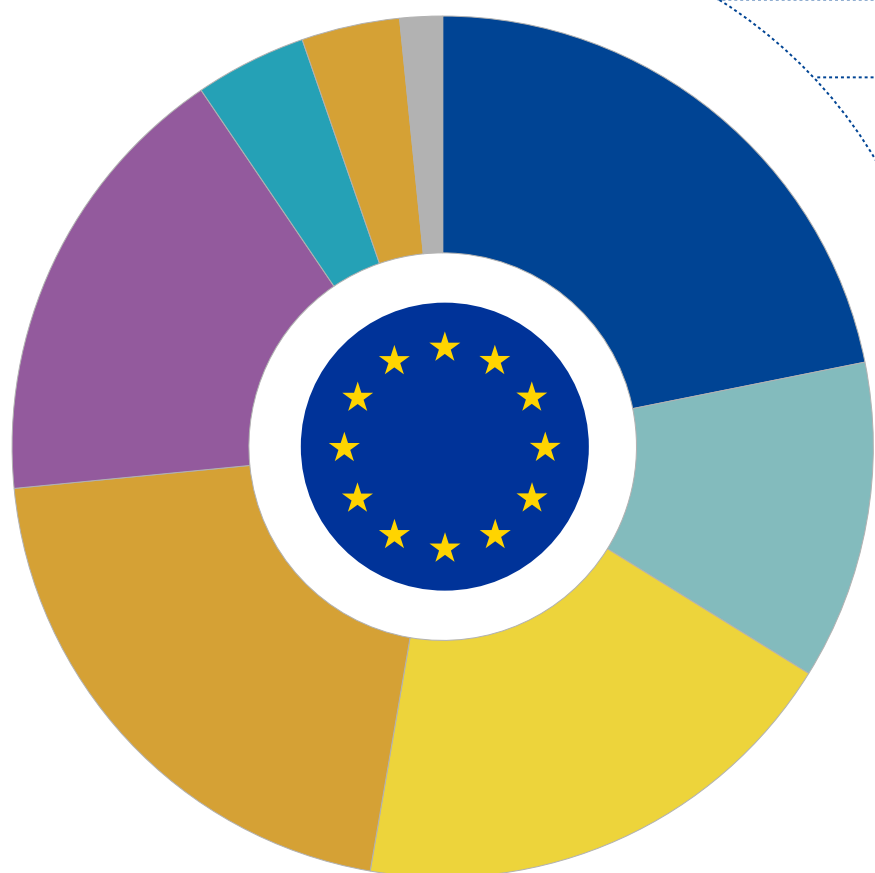
What were the main obstacles to finding your first work experience? You can select up to three answers. [MULTIPLE ANSWERS]

	EU27	BE	BG	CZ	DK	DE	EE	IE	EL	ES	FR	HR	IT	CY	LV	LT	LU	HU	MT	NL	AT	PL	PT	RO	SI	SK	FI	SE
Finding suitable/interesting vacancies	38	34	35	34	40	43	45	36	33	38	32	44	43	38	38	38	38	30	47	41	46	32	49	33	39	41	44	35
Lack of, or too low remuneration	29	21	40	41	16	25	33	14	46	34	27	21	38	55	37	35	20	29	31	24	29	27	35	30	36	41	17	12
Expectations of employers were too high	24	24	21	21	18	28	18	23	28	27	22	18	22	22	16	25	18	24	24	21	24	30	20	27	26	20	18	14
High competition from other candidates	24	24	16	21	30	25	20	30	20	31	26	25	19	15	15	20	26	18	14	22	21	27	18	21	19	15	34	29
Lack of networks/contacts	24	17	25	17	22	21	30	32	29	25	24	35	25	18	17	18	14	22	23	22	17	29	18	19	27	19	28	29
Lack of necessary skills	22	20	16	22	23	17	33	25	20	24	21	18	22	18	34	40	10	19	22	18	15	31	19	22	25	26	26	23
Other	6	7	6	6	8	6	6	6	4	6	7	7	3	3	8	6	11	9	10	7	7	4	7	9	6	7	5	7
Don't know	7	10	7	7	16	6	10	7	2	4	9	7	5	5	8	6	19	10	9	9	8	5	5	5	4	5	9	16

 Most frequently mentioned response

# How would you categorise your first work experience?

## EU27 average



- **22%** A student job
- **12%** Apprenticeship (long-term alternating period between work and education)
- **19%** Traineeship (short- or medium-term working experience as a student or young graduate)
- **21%** Entry-level job on fixed contract
- **17%** Entry-level job with (possibility of) a permanent contract
- **4%** Self-employment
- **4%** Other
- **2%** Don't know

## Currently working (%)



Yes, full-time	19	14	18	21	20	
Yes, part-time	29	10	20	20	12	
No	26	9	21	21	11	6

## Gender (%)



Male	21	13	18	22	17	
Female	23	11	20	20	17	

## Age (%)



18-24	30	12	19	18	11	
25-29	20	13	19	21	18	
30-35	17	12	19	23	21	

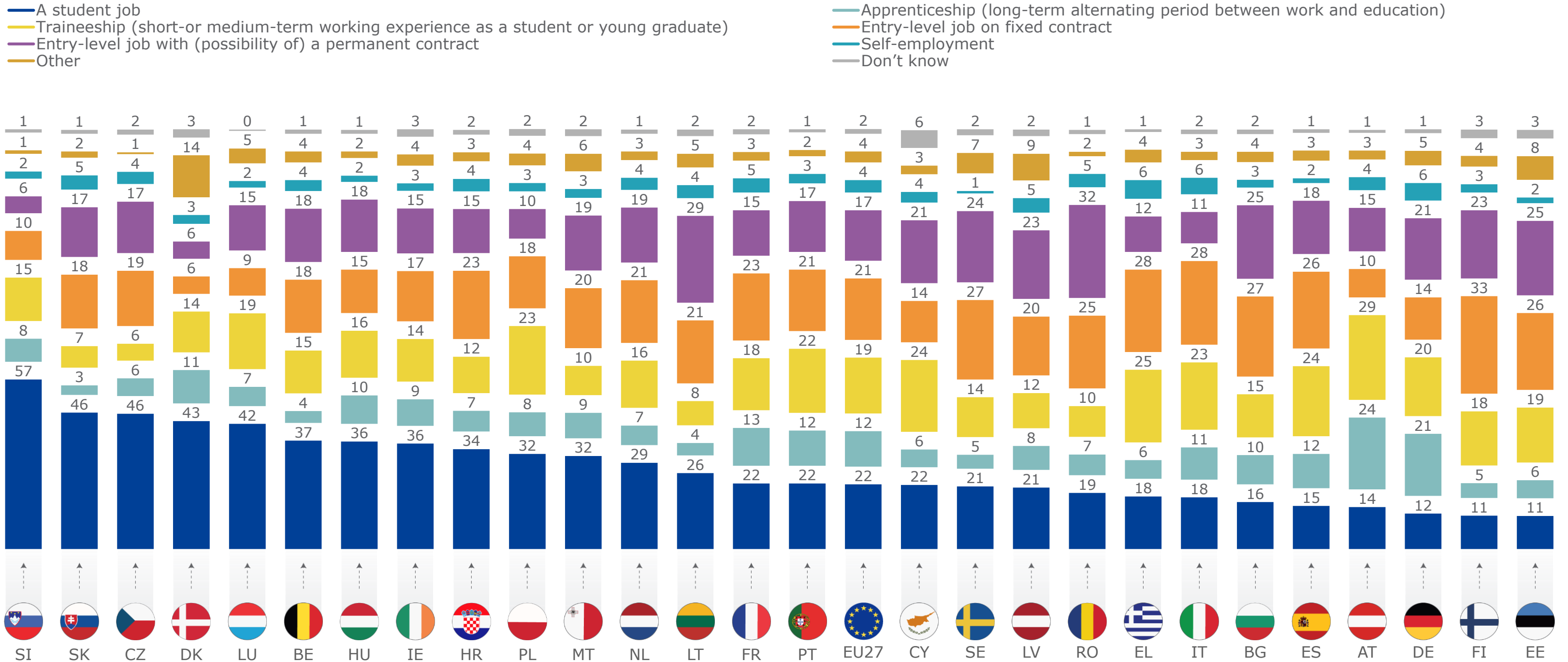
## Currently in education (%)



Yes, full-time	23	13	19	19	17	
Yes, part-time	22	11	20	24	15	
No	20	11	18	23	18	

Data labels not shown for 5% or under

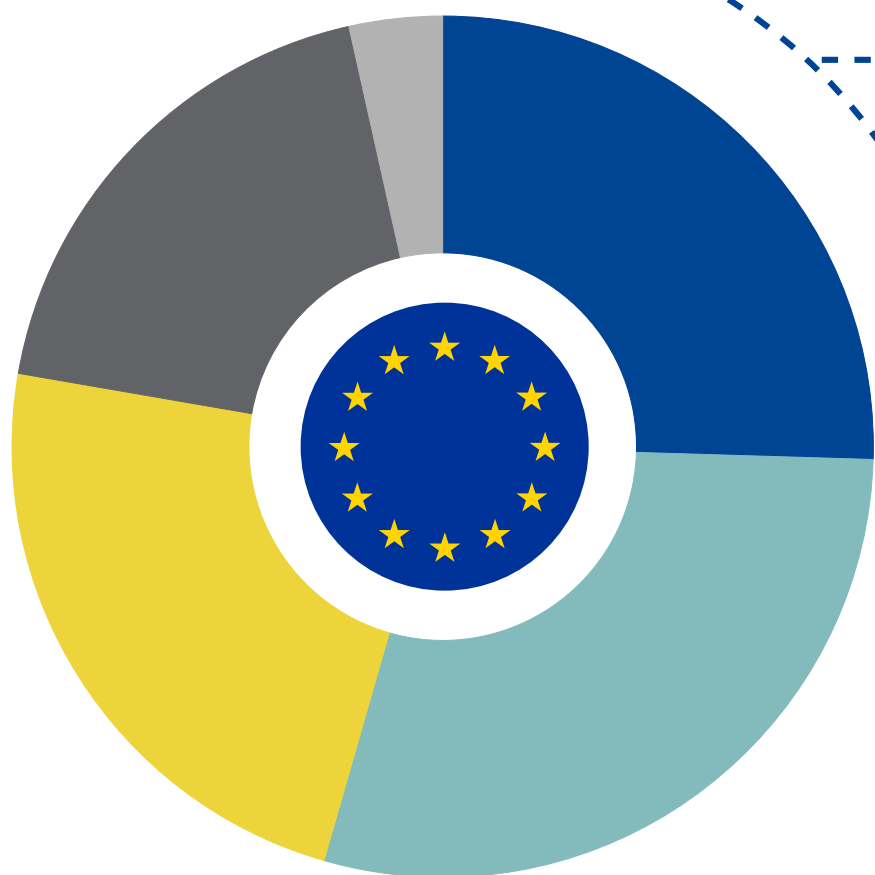
# How would you categorise your first work experience?





A traineeship is a short- or medium-term working experience spent in a business, public body or non-profit institution by students or young graduates. This excludes regular or student jobs. Overall, how many of such traineeships have you had so far?

EU27 average



- 26% One
- 29% Two
- 23% Three or more
- 19% None
- 4% Don't know

Gender (%)



Male	26	32	21	18
Female	25	26	25	19

Age (%)



18-24	25	29	22	21
25-29	25	29	25	18
30-35	26	29	24	17

Currently working (%)



Yes, full-time	26	32	24	15
Yes, part-time	25	31	25	16
No	24	18	20	32

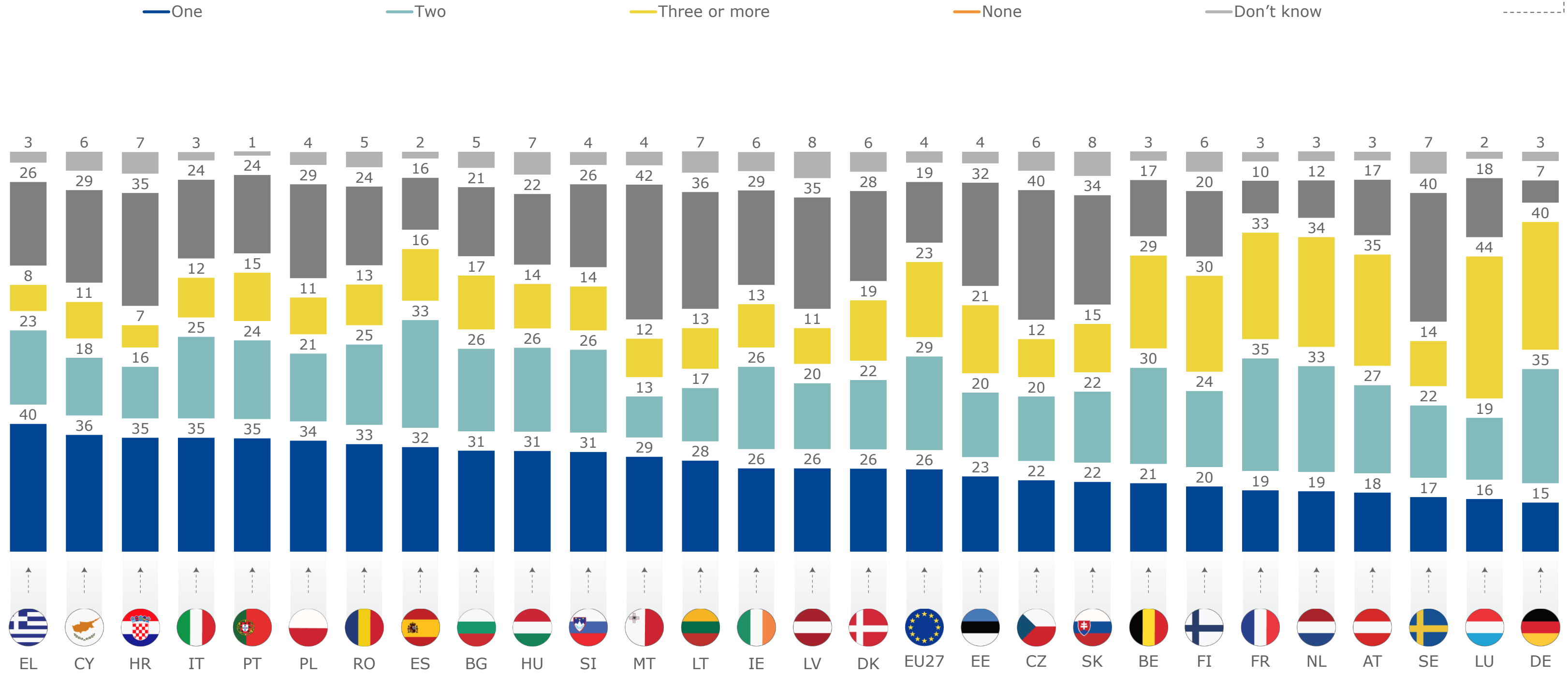
Currently in education (%)



Yes, full-time	26	33	23	15
Yes, part-time	25	32	25	15
No	25	21	23	27

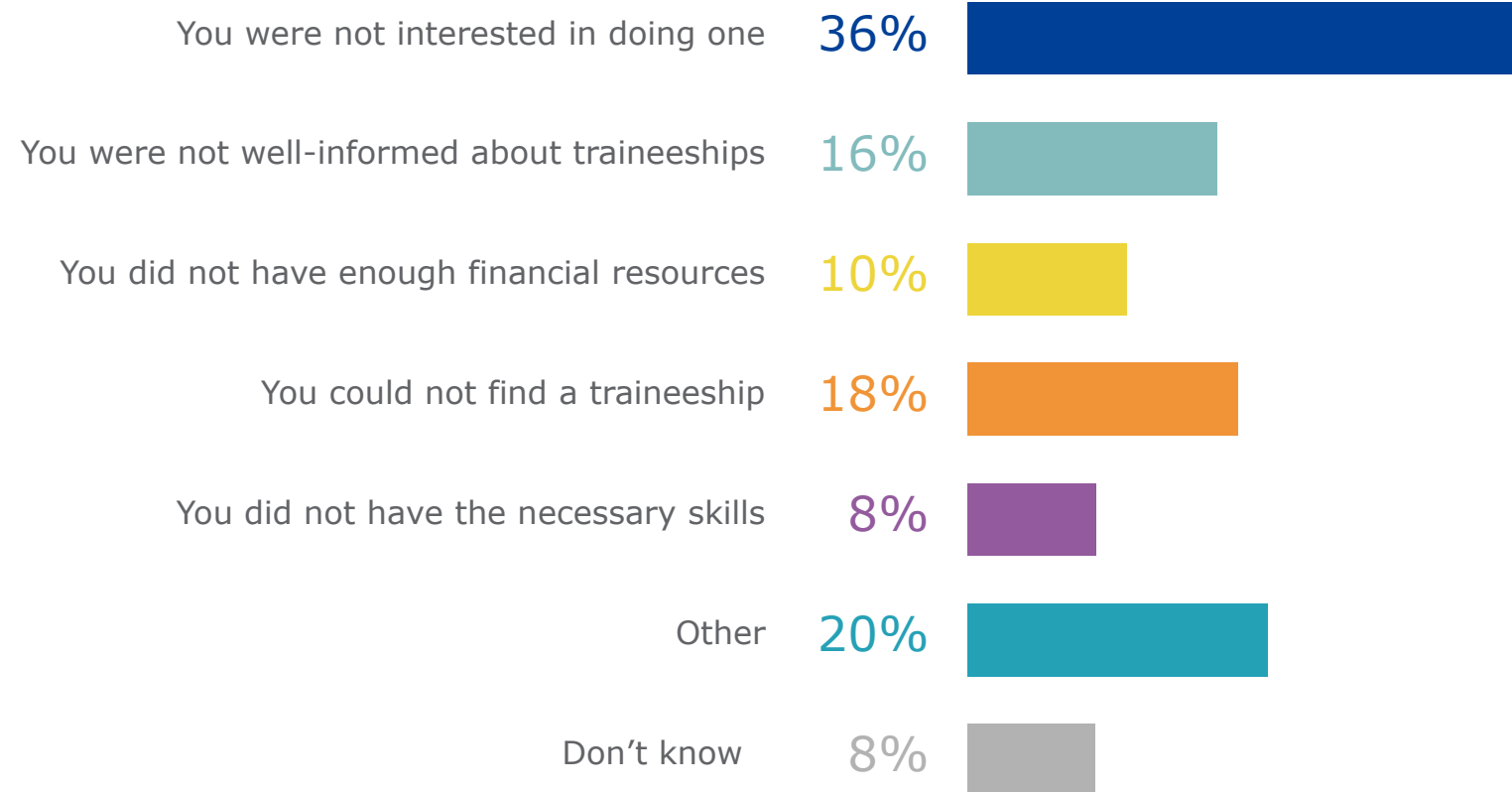
Data labels not shown for "Don't know"

A traineeship is a short- or medium-term working experience spent in a business, public body or non-profit institution by students or young graduates. This excludes regular or student jobs. Overall, how many of such traineeships have you had so far?



# Q4b

What are the main reasons why you have not had a traineeship? You can select up to two answers. [MULTIPLE ANSWERS]



## Currently working (%)

Yes, full-time	45	16	11	13	5	17	9
Yes, part-time	32	17	11	23	7	21	7
No	27	17	10	21	13	23	8

## Gender (%)

Male	40	15	10	17	8	18	10
Female	33	18	11	18	9	22	7

## Age (%)

18-24	32	17	9	20	11	22	8
25-29	41	16	12	17	6	18	8
30-35	38	17	10	15	7	19	9


## Currently in education (%)

Yes, full-time	37	17	9	18	10	21	7
Yes, part-time	29	19	13	24	6	22	8
No	38	16	12	16	7	18	10

# Q4b

What are the main reasons why you have not had a traineeship? You can select up to two answers. [MULTIPLE ANSWERS]

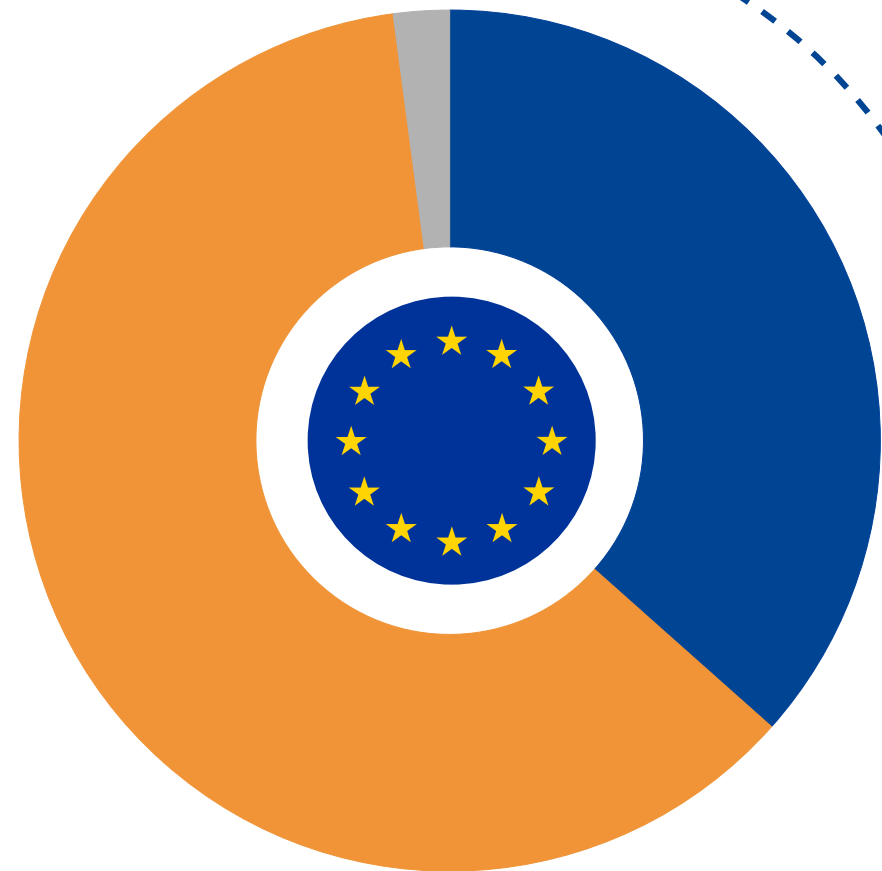
	EU27	BE	BG	CZ	DK	DE	EE	IE	EL	ES	FR	HR	IT	CY	LV	LT	LU	HU	MT	NL	AT	PL	PT	RO	SI	SK	FI	SE
You were not interested in doing one	36	32	40	38	46	39	35	39	30	26	42	23	32	32	37	37	43	33	47	31	52	49	32	29	30	32	29	36
You were not well-informed about traineeships	16	13	23	25	9	13	16	26	14	16	10	20	13	22	29	17	17	11	33	11	9	16	16	30	17	28	7	21
You did not have enough financial resources	10	3	13	16	4	15	11	19	13	8	8	12	10	21	13	10	8	13	6	6	7	11	12	16	4	12	6	6
You could not find a traineeship	18	12	22	14	6	15	14	16	14	24	7	22	27	15	14	13	2	20	13	10	6	20	21	22	13	19	18	10
You did not have the necessary skills	8	5	7	11	4	2	8	10	11	11	5	11	16	3	4	8	2	11	4	10	2	7	11	3	9	9	7	6
Other	20	34	15	8	33	18	30	12	34	24	25	23	15	17	15	17	28	25	13	36	31	12	17	12	32	17	42	24
Don't know	8	13	4	7	9	11	8	8	3	7	12	11	8	8	10	12	10	7	6	10	8	5	8	7	9	8	7	15

 Most frequently mentioned response

# Q5

Were any of these traineeships with the same employer?

EU27 average




37% Yes

61% No

2% Don't know


## Currently working (%)




## Gender (%)



## Age (%)



## Currently in education (%)

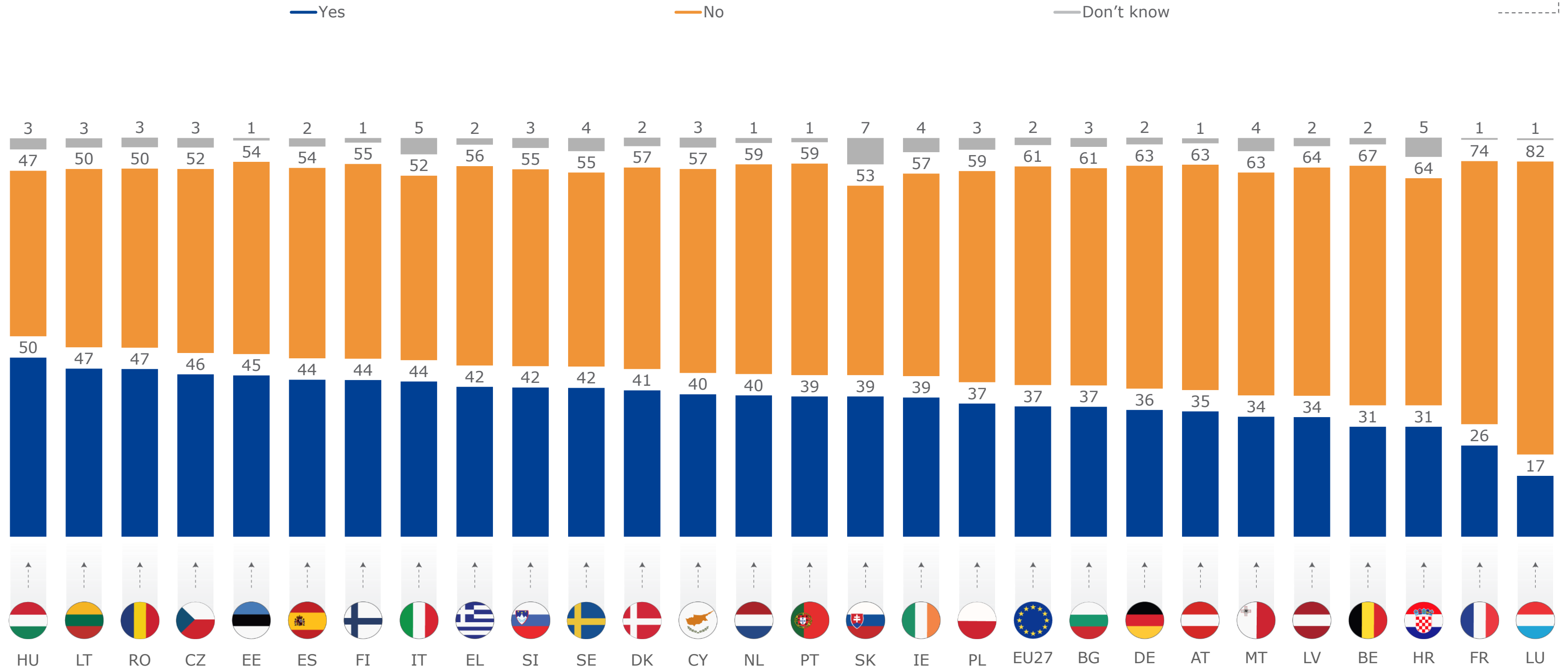


Data labels not shown for "Don't know"



# Q5

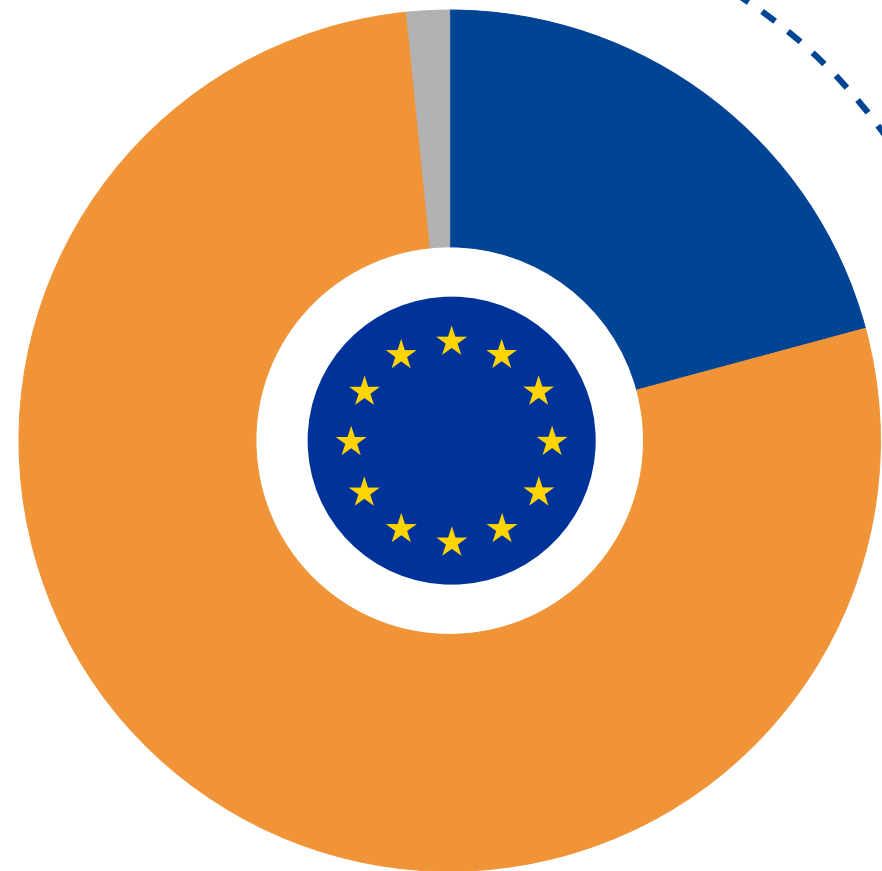
## Were any of these traineeships with the same employer?



# Q6

Were any of these traineeships in another EU country (not your country of residence)?

EU27 average

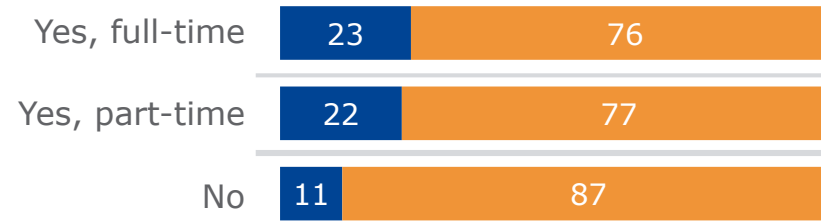


21% Yes

78% No

2% Don't know

## Currently working (%)



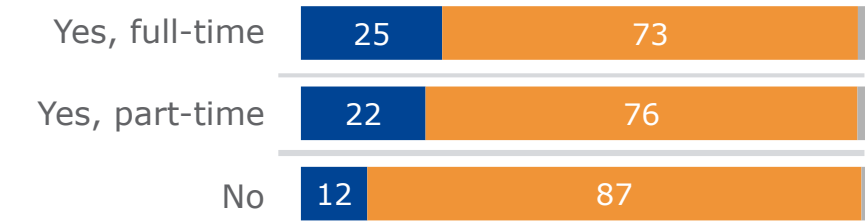
## Gender (%)



## Age (%)



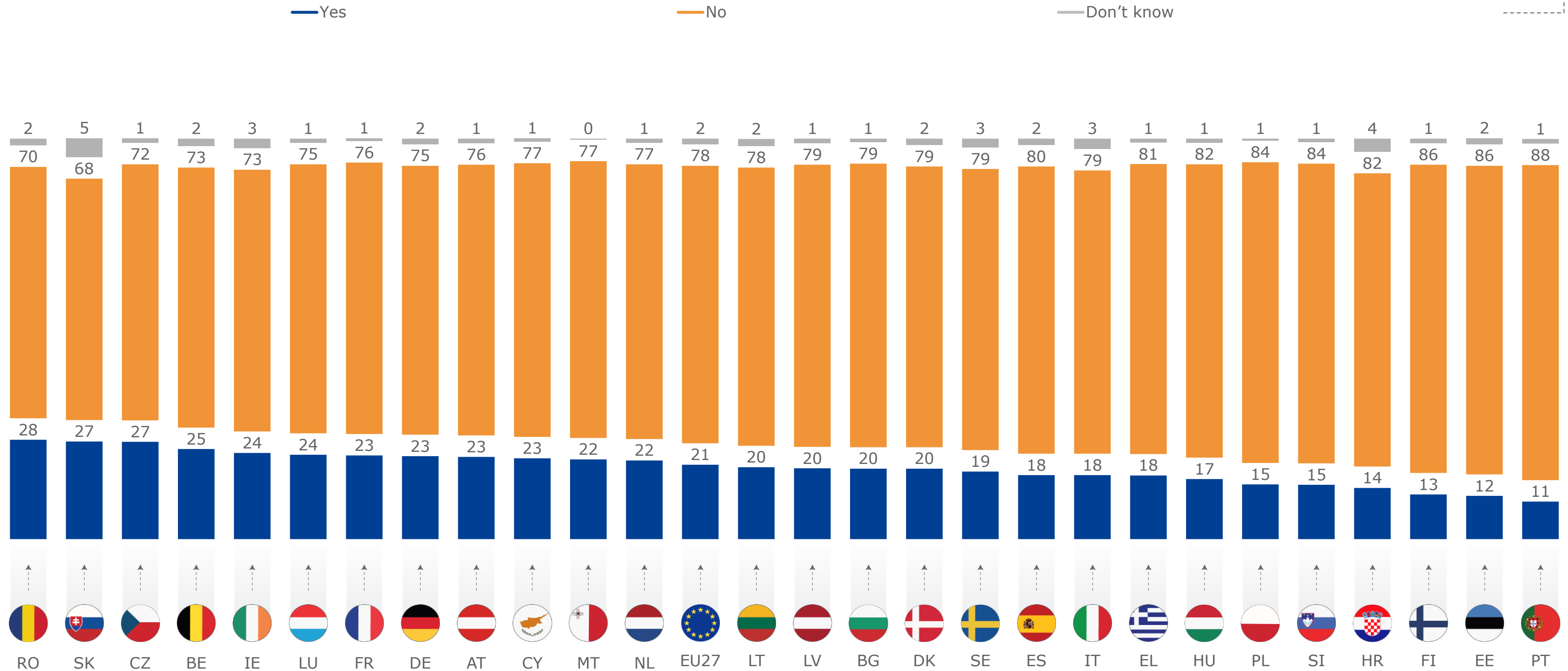
## Currently in education (%)



Data labels not shown for "Don't know"

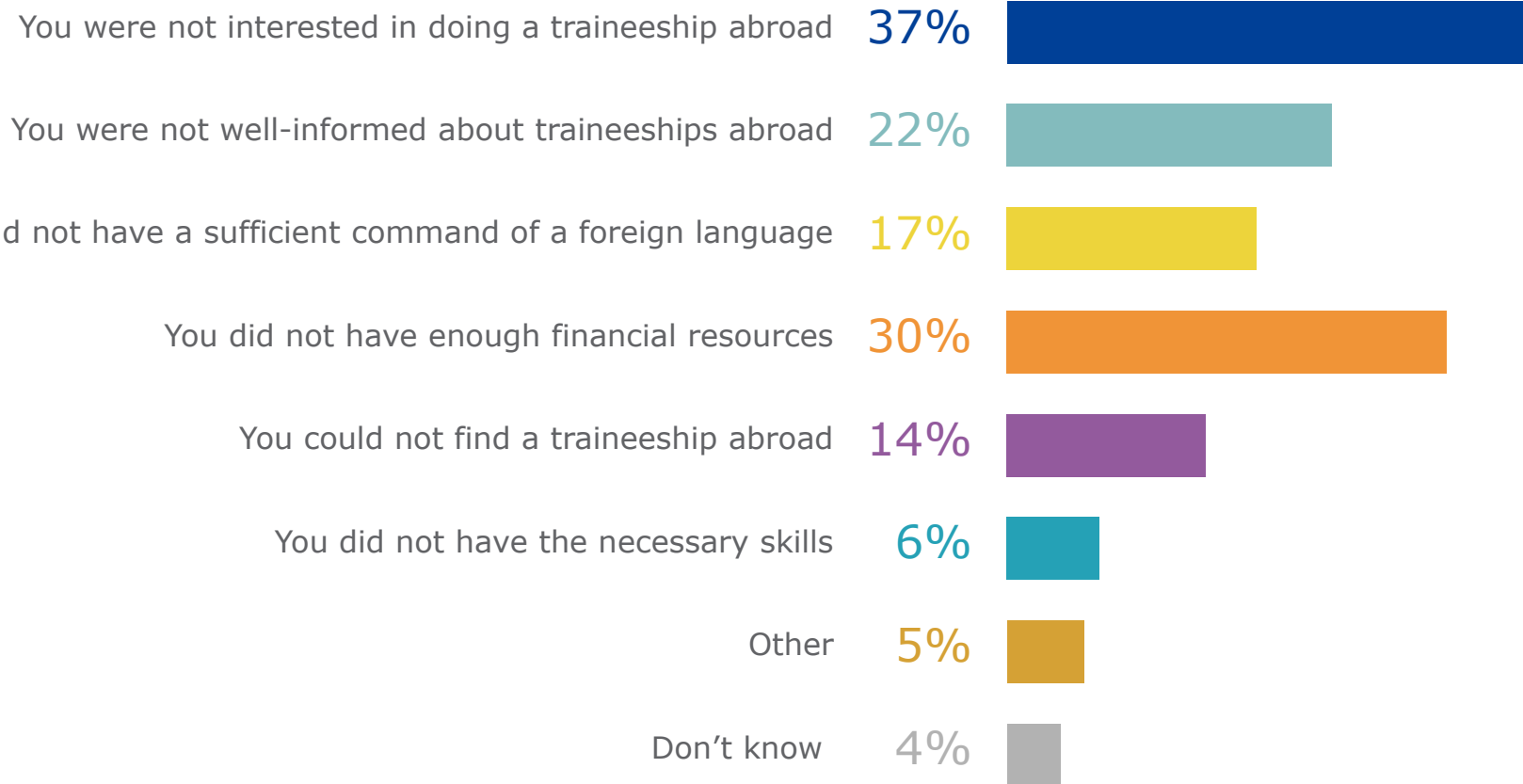
# Q6

Were any of these traineeships in another EU country (not your country of residence)?



# Q7

What are the main reasons why you have not had a traineeship in another EU country? You can select up to two answers. [MULTIPLE ANSWERS]



## Gender (%)

Male	37	23	17	29	16	6	5	4
Female	36	22	18	31	12	6	6	4

## Age (%)

18-24	37	23	15	29	15	7	5	4
25-29	36	24	17	31	14	7	5	3
30-35	36	21	19	31	12	6	6	4

## Currently working (%)

Yes, full-time	36	24	18	29	14	6	5	3
Yes, part-time	36	23	16	34	15	7	4	4
No	41	18	16	31	12	6	7	6


## Currently in education (%)

Yes, full-time	35	23	17	30	15	7	5	4
Yes, part-time	35	24	17	33	17	7	4	3
No	40	21	18	30	11	5	7	4

# Q7

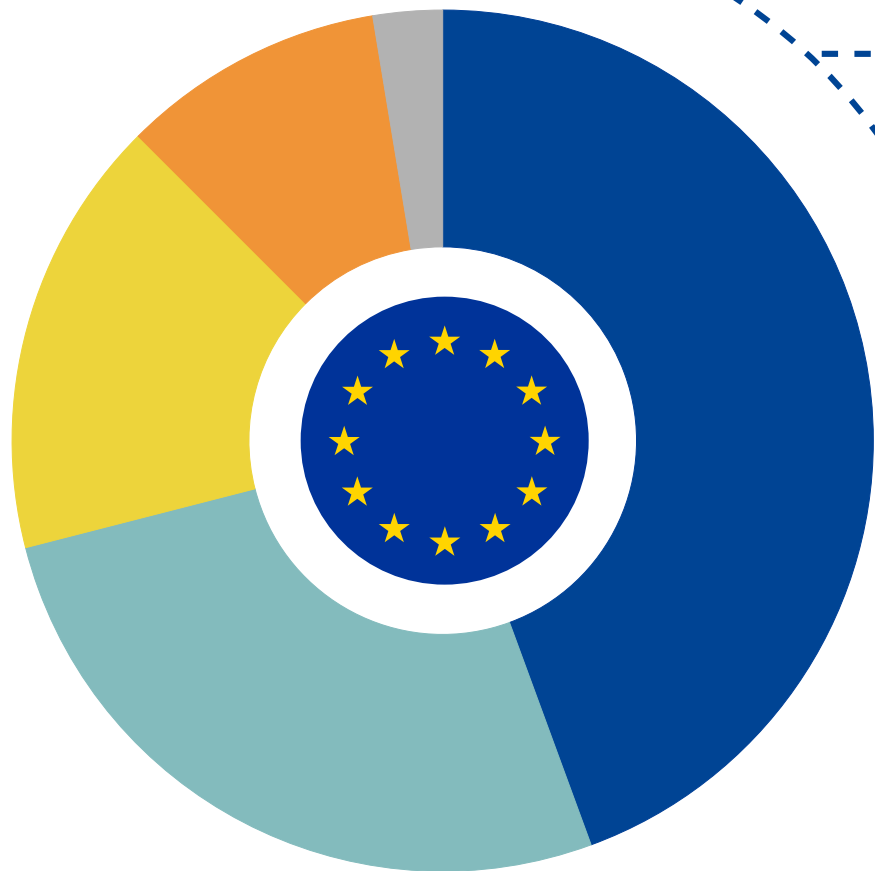
What are the main reasons why you have not had a traineeship in another EU country? You can select up to two answers.  
[MULTIPLE ANSWERS]

	EU27	BE	BG	CZ	DK	DE	EE	IE	EL	ES	FR	HR	IT	CY	LV	LT	LU	HU	MT	NL	AT	PL	PT	RO	SI	SK	FI	SE
You were not interested in doing a traineeship abroad	37	37	42	31	50	38	50	35	36	26	39	38	33	36	38	39	57	28	41	44	47	40	35	30	37	29	48	41
You were not well-informed about traineeships abroad	22	19	26	18	24	26	28	23	26	21	21	27	18	26	25	23	24	23	39	18	29	24	24	25	26	26	19	24
You did not have a sufficient command of a foreign language	17	18	15	21	7	16	9	21	9	21	23	11	13	8	17	15	1	21	7	9	10	22	15	17	14	23	14	11
You did not have enough financial resources	30	28	30	29	23	33	33	33	43	33	27	32	31	36	25	24	18	28	25	25	31	26	36	33	28	26	32	24
You could not find a traineeship abroad	14	13	14	16	10	10	11	13	15	21	12	17	18	14	12	13	6	21	13	14	8	10	13	15	12	15	12	14
You did not have the necessary skills	6	5	5	10	7	6	4	6	5	8	6	3	7	2	5	9	4	8	1	7	4	8	5	5	9	10	4	5
Other	5	11	5	6	8	5	7	5	3	5	6	6	5	3	8	5	13	6	10	11	6	2	3	4	6	4	8	7
Don't know	4	3	1	3	4	4	3	3	2	3	4	3	5	5	5	4	6	4	4	5	3	5	2	1	3	4	5	6

 Most frequently mentioned response



EU27 average



**44%** A compulsory part of your studies

**27%** Obligatory to access a profession

**17%** Part of a (public) programme supporting you in finding employment

**10%** Other

**3%** Don't know

Currently working (%)



Yes, full-time	43	30	16	9
Yes, part-time	45	26	19	9
No	50	16	16	14

Gender (%)



Male	42	29	17	9
Female	47	24	16	10

Age (%)



18-24	44	26	17	10
25-29	44	26	17	11
30-35	45	28	15	10

Currently in education (%)



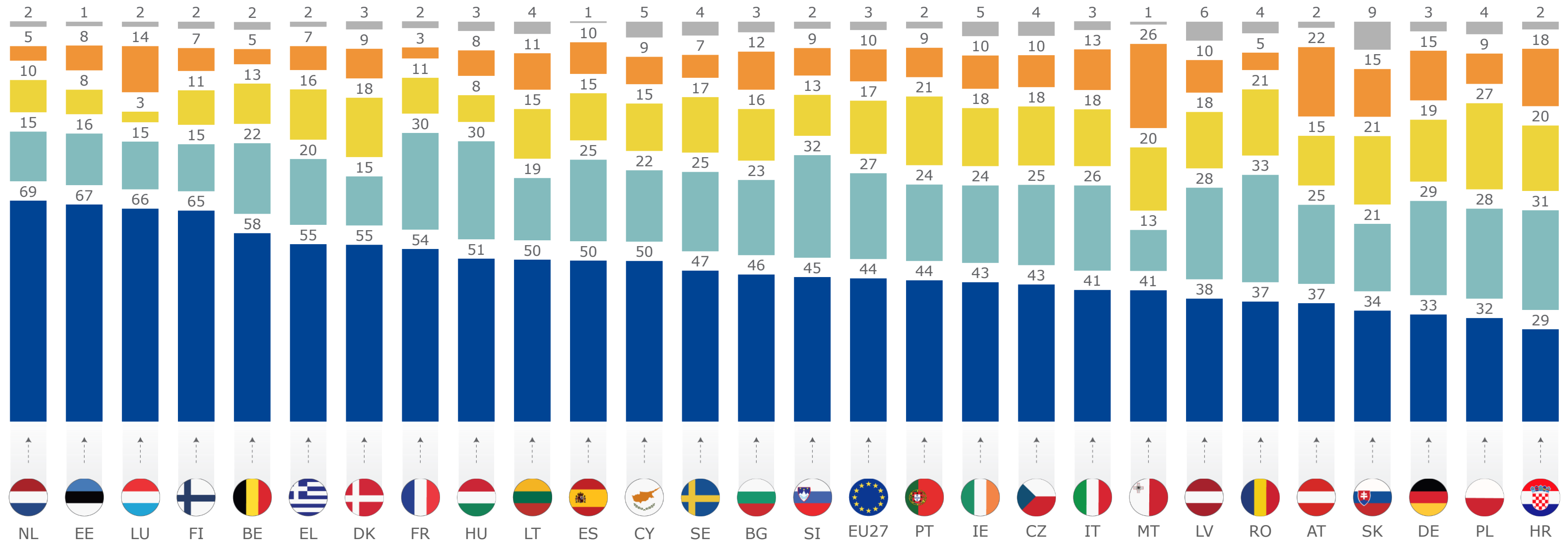
Yes, full-time	44	29	16	9
Yes, part-time	43	27	19	9
No	46	22	16	13

Data labels not shown for "Don't know"

# Q8

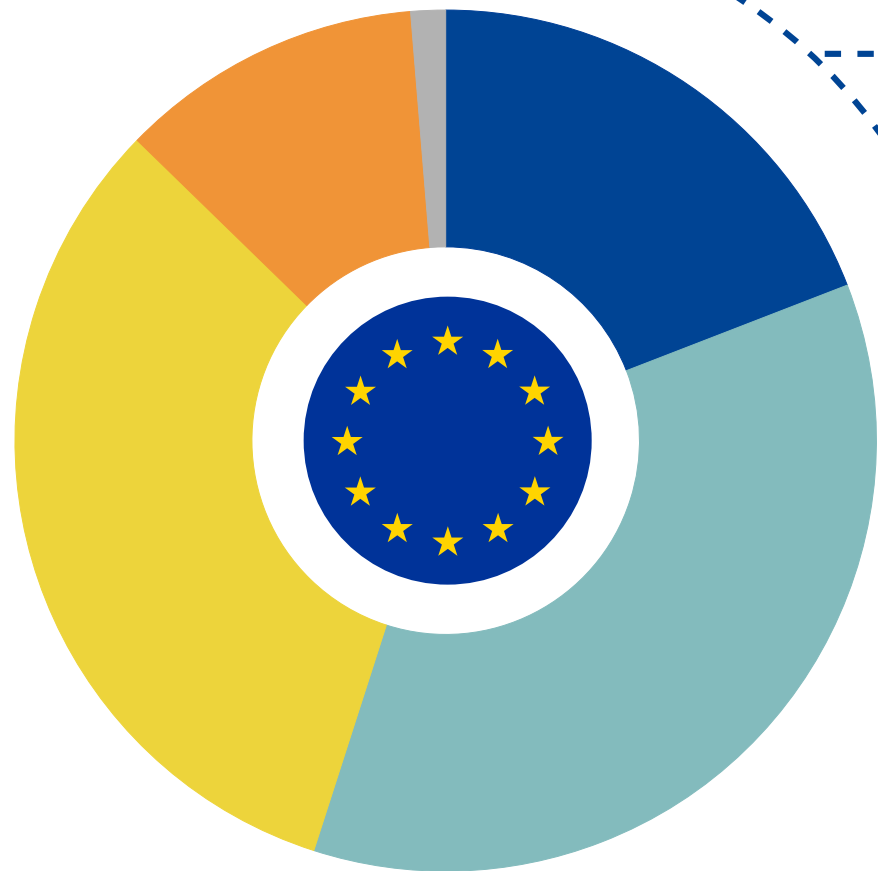
## Thinking about your last traineeship, was this...

— A compulsory part of your studies    
 — Obligatory to access a profession    
 — Part of a (public) programme supporting you in finding employment    
 — Other    
 — Don't know



Thinking about your last traineeship, how long did this traineeship last?

EU27 average



19% Less than one month

36% At least 1 month, but less than 3 months

32% 3 to 6 months

11% More than 6 months

1% Don't know

Currently working (%)



Yes, full-time	18	35	34	12
Yes, part-time	17	38	33	11
No	25	36	27	10

Gender (%)



Male	19	37	33	10
Female	19	35	32	13

Age (%)



18-24	26	36	28	9
25-29	17	36	33	13
30-35	15	35	36	13

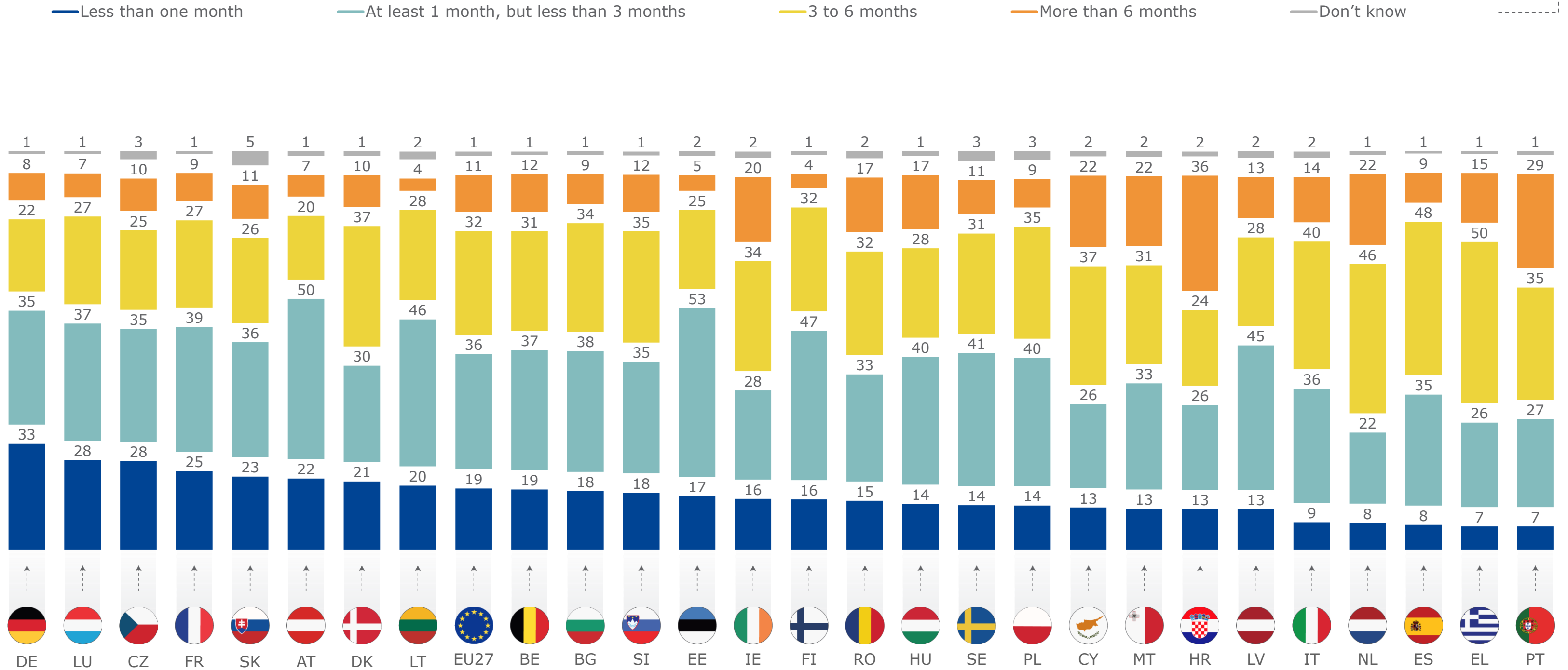
Currently in education (%)



Yes, full-time	20	37	32	10
Yes, part-time	16	38	34	11
No	19	33	32	15

Data labels not shown for "Don't know"

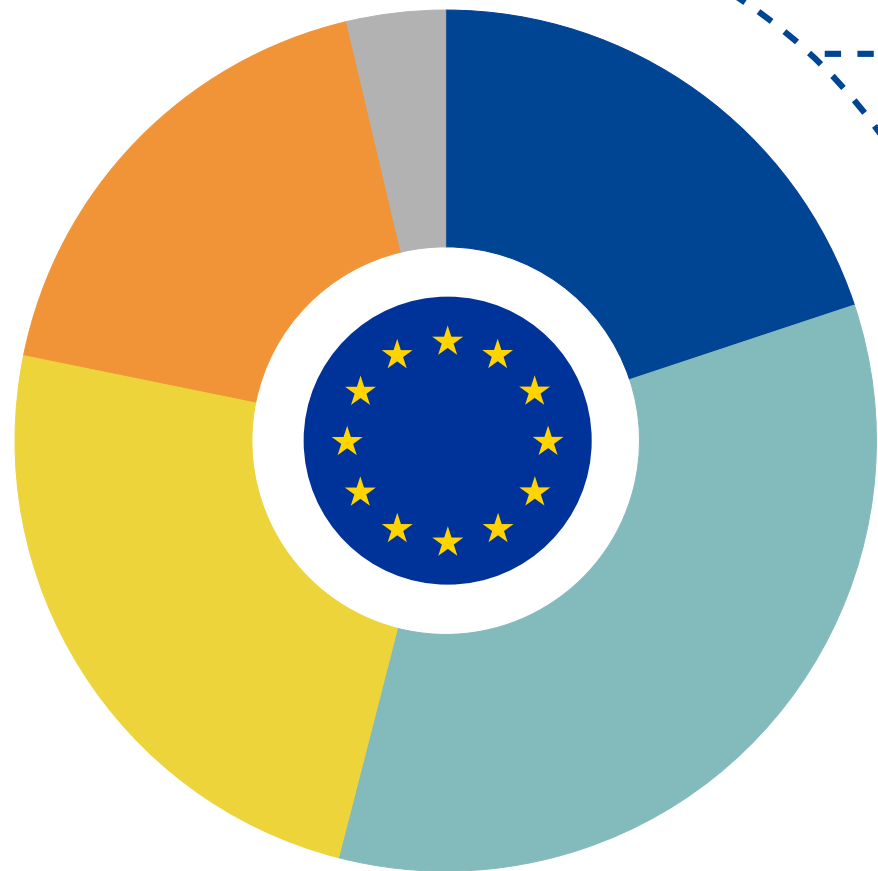
Thinking about your last traineeship, how long did this traineeship last?



# Q10

Thinking about your last traineeship, what was the size of your host company or organisation?

## EU27 average



**20%** 1 to 9 employees

**34%** 10 to 49 employees

**24%** 50 to 250 employees

**18%** More than 250 employees

**4%** Don't know

## Currently working (%)



Yes, full-time	17	33	27	21
Yes, part-time	21	38	24	13
No	30	33	16	14

## Gender (%)



Male	17	34	28	19
Female	23	35	20	17

## Age (%)



18-24	22	37	23	15
25-29	20	33	24	19
30-35	19	33	25	20

## Currently in education (%)



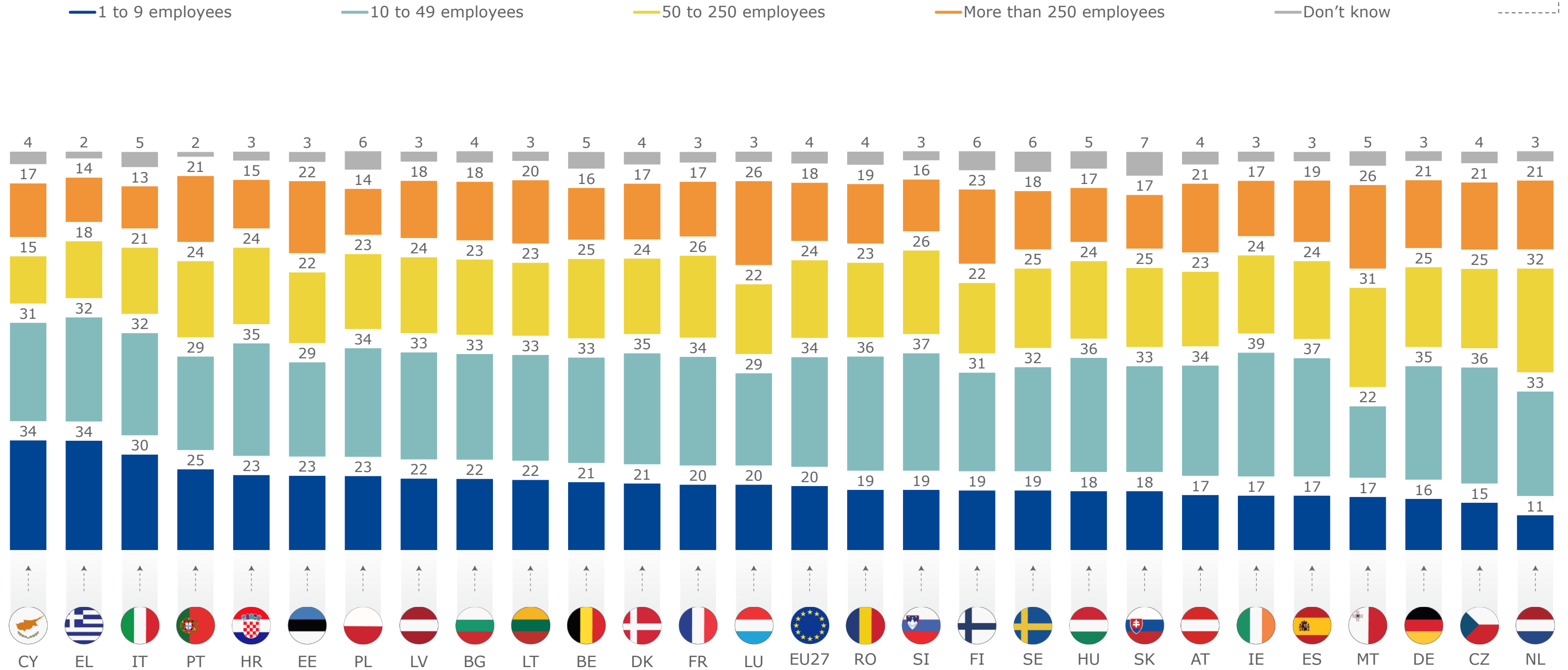
Yes, full-time	16	35	27	18
Yes, part-time	20	38	24	16
No	27	31	19	19

Data labels not shown for "Don't know"



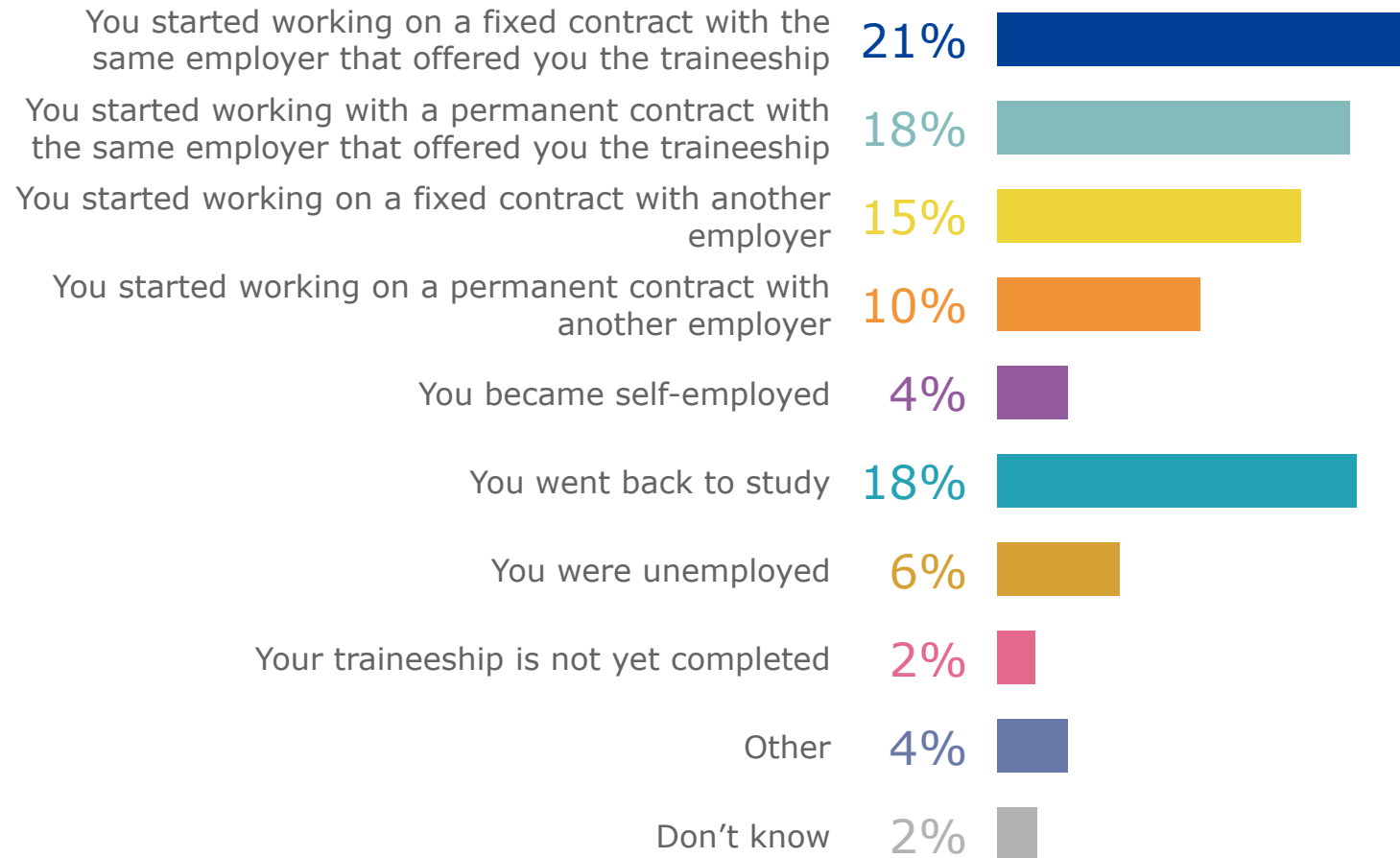
# Q10

## Thinking about your last traineeship, what was the size of your host company or organisation?



# Q11

In the 6 months following your last traineeship, which of the following applied?



## Currently working (%)

Yes, full-time	25	21	17	13	3	11	4	1	3	2
Yes, part-time	17	17	16	8	5	22	7	4	3	2
No	10	6	8	5	2	39	15	4	8	3

## Gender (%)

Male	23	20	16	11	4	16	5	2	3	2
Female	19	16	15	10	3	21	7	2	4	2



## Age (%)

18-24	17	16	14	7	4	27	5	4	4	3
25-29	22	20	15	12	3	16	7	1	4	2
30-35	24	18	17	12	4	12	7	1	3	1



## Currently in education (%)


Yes, full-time	24	19	15	11	3	19	3	2	3	2
Yes, part-time	18	19	18	9	5	17	8	2	3	1
No	17	15	15	11	4	17	12	1	6	3



# Q11

In the 6 months following your last traineeship, which of the following applied?

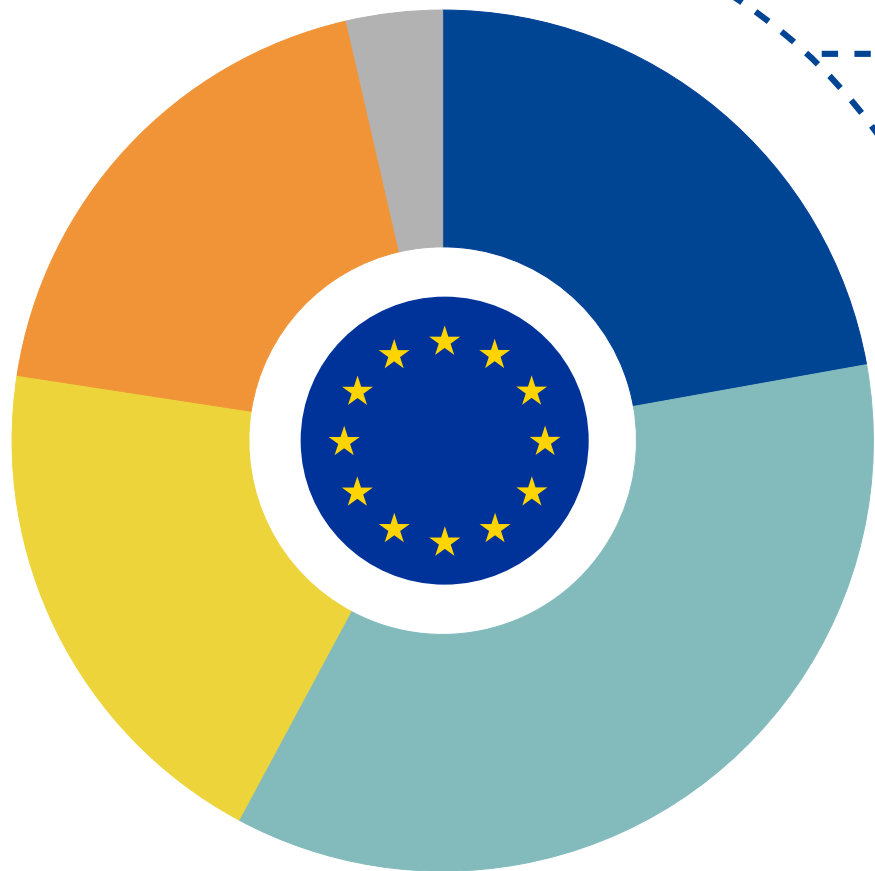
	EU27	BE	BG	CZ	DK	DE	EE	IE	EL	ES	FR	HR	IT	CY	LV	LT	LU	HU	MT	NL	AT	PL	PT	RO	SI	SK	FI	SE
You started working on a fixed contract with the same employer that offered you the traineeship	21	18	19	18	17	19	12	23	18	22	21	25	20	14	16	13	11	17	20	24	15	26	25	30	17	17	24	20
You started working with a permanent contract with the same employer that offered you the traineeship	18	16	22	18	17	20	19	20	13	20	16	19	16	14	29	17	13	21	11	15	17	12	14	28	14	13	15	23
You started working on a fixed contract with another employer	15	18	13	17	9	14	7	14	17	14	17	15	17	10	9	10	14	12	11	21	12	19	15	10	16	16	11	12
You started working on a permanent contract with another employer	10	12	16	14	13	16	16	11	11	8	7	7	5	14	14	15	18	14	15	10	18	7	10	11	10	11	8	10
You became self-employed	4	4	3	6	3	3	4	3	7	3	4	3	5	3	4	7	2	3	3	4	3	2	6	4	4	5	2	3
You went back to study	18	19	13	19	24	14	28	19	17	17	24	15	23	27	14	23	26	22	31	16	21	16	14	9	26	22	26	19
You were unemployed	6	5	8	4	6	4	7	5	13	12	4	9	8	10	4	5	3	5	3	3	4	11	9	1	7	7	6	4
Your traineeship is not yet completed	2	3	1	1	4	0	1	2	3	3	2	3	4	3	1	2	2	2	3	3	1	2	4	2	1	2	1	2
Other	4	3	4	3	6	7	6	1	1	1	3	2	2	1	7	4	8	3	3	2	6	3	2	3	4	2	3	3
Don't know	2	2	2	1	2	3	2	2	0	1	2	1	1	3	1	3	4	3	1	2	2	2	1	2	1	5	2	3

 Most frequently mentioned response

# Q12

Thinking about your last traineeship, to what extent did your traineeship provider (or another organisation involved in your traineeship) support you when searching for a job?

## EU27 average



**22%** To a great extent

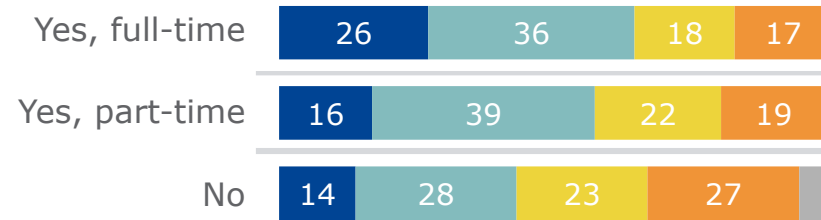
**36%** To some extent

**20%** Hardly at all


**19%** Not at all

**4%** Don't know


## Currently working (%)



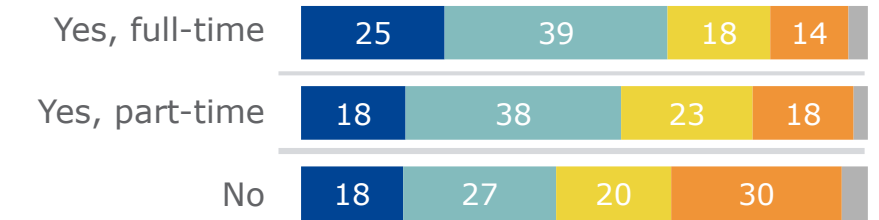
## Gender (%)



## Age (%)



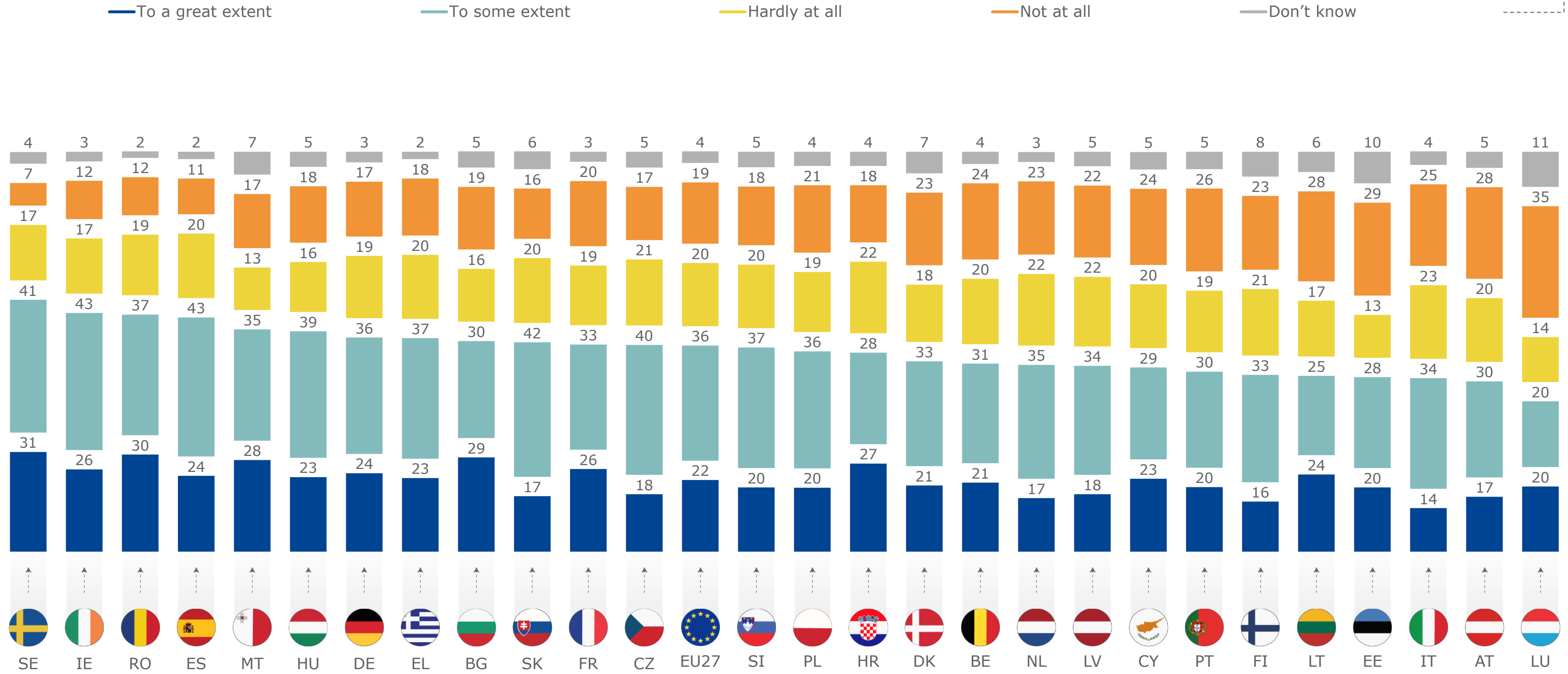
## Currently in education (%)



Data labels not shown for "Don't know"

# Q12

Thinking about your last traineeship, to what extent did your traineeship provider (or another organisation involved in your traineeship) support you when searching for a job?

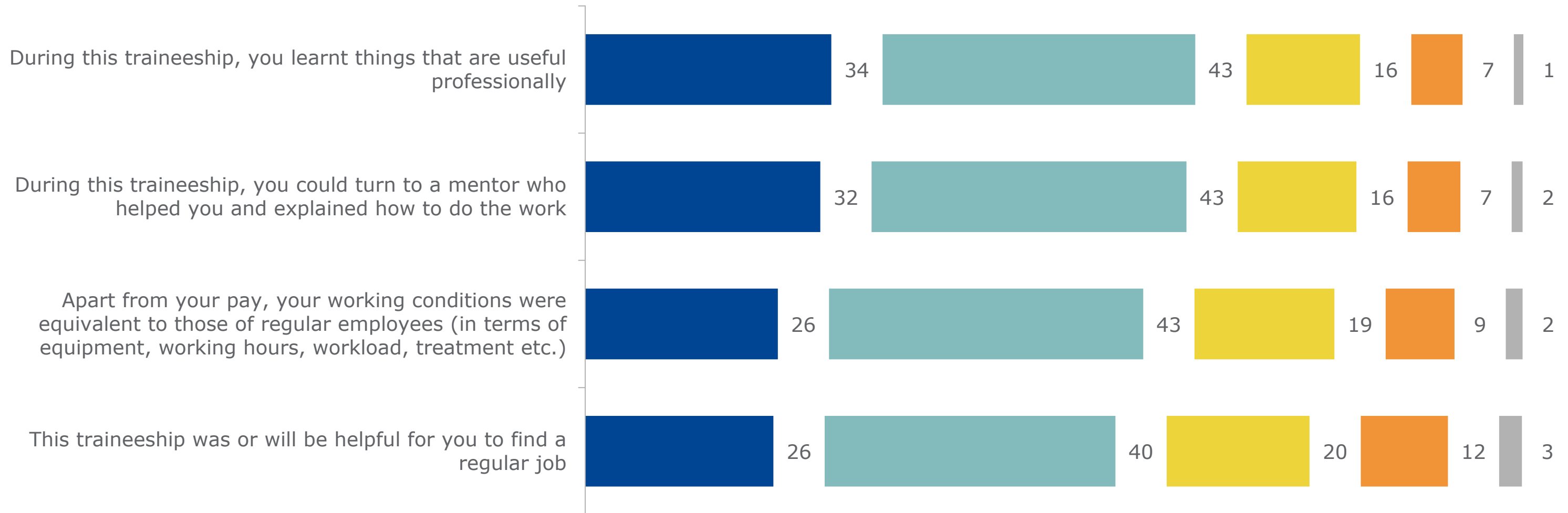


# Q13

Thinking about your last traineeship, to what extent do you agree or disagree with each of the following statements?



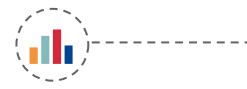
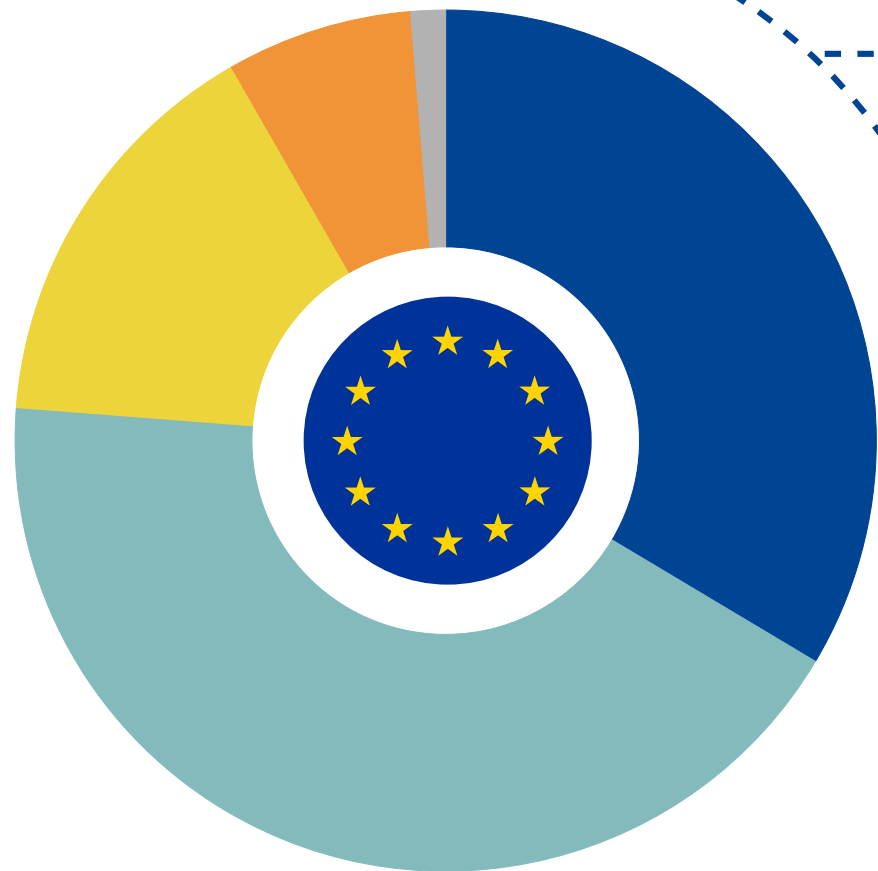
— Totally agree     
 — Tend to agree     
 — Tend to disagree     
 — Totally disagree     
 — Don't know



# Q13\_1

Thinking about your last traineeship, to what extent do you agree or disagree with each of the following statements?  
*During this traineeship, you learnt things that are useful professionally*

## EU27 average



**34%** Totally agree

**43%** Tend to agree

**16%** Tend to disagree

**7%** Totally disagree

**1%** Don't know

## Currently working (%)



Yes, full-time	35	43	15	6
Yes, part-time	32	42	16	9
No	31	43	17	8

## Gender (%)



Male	32	43	16	7
Female	35	42	15	7

## Age (%)



18-24	32	41	17	8
25-29	34	43	15	7
30-35	35	44	15	6

## Currently in education (%)



Yes, full-time	33	44	15	7
Yes, part-time	30	42	19	8
No	37	42	15	6

Data labels not shown for "Don't know"

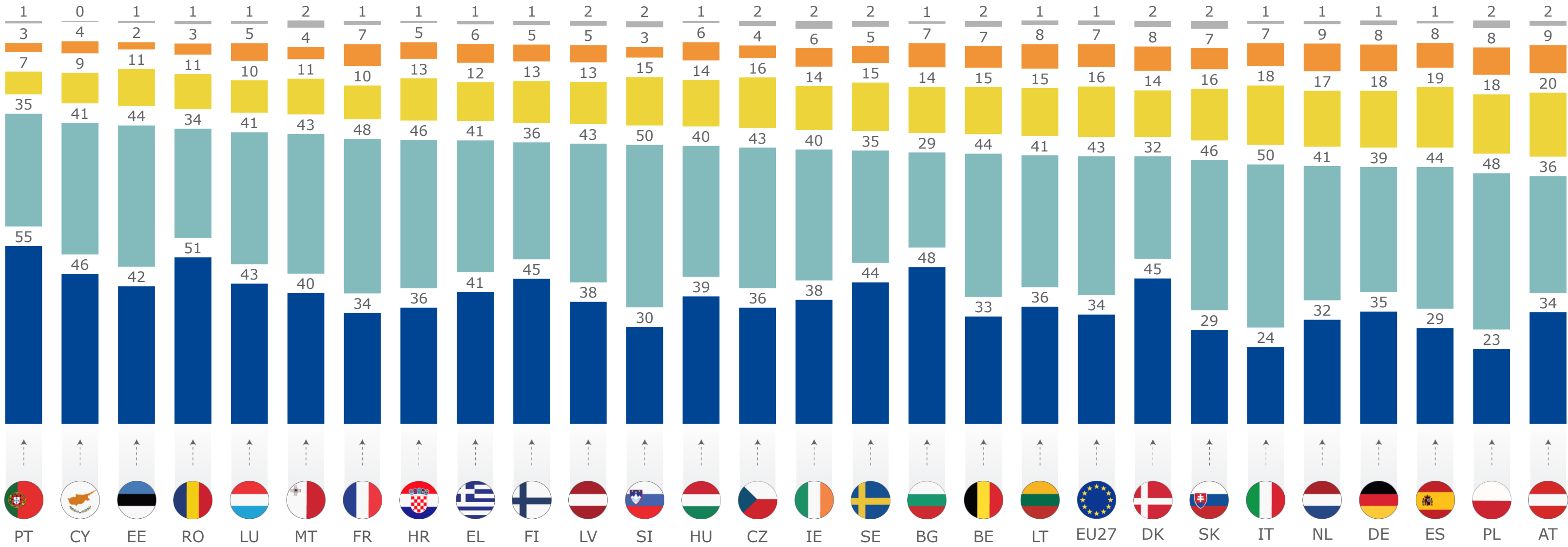


# Q13\_1

Thinking about your last traineeship, to what extent do you agree or disagree with each of the following statements?  
*During this traineeship, you learnt things that are useful professionally*



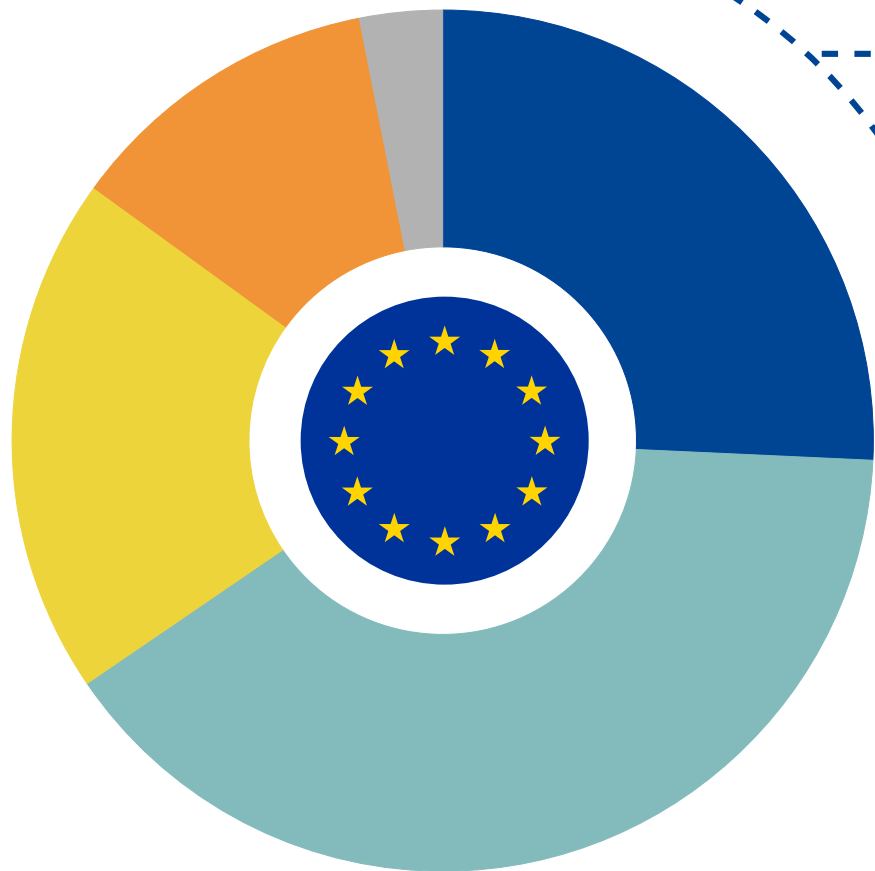
— Totally agree     
 — Tend to agree     
 — Tend to disagree     
 — Totally disagree     
 — Don't know



# Q13\_2

Thinking about your last traineeship, to what extent do you agree or disagree with each of the following statements?  
*This traineeship was or will be helpful for you to find a regular job*

## EU27 average



26% Totally agree

40% Tend to agree

20% Tend to disagree

12% Totally disagree

3% Don't know

## Currently working (%)



Yes, full-time	29	40	19	11
Yes, part-time	23	40	21	13
No	18	39	22	16

## Gender (%)



Male	26	41	19	11
Female	26	38	20	13

## Age (%)



18-24	25	37	20	14
25-29	25	43	18	11
30-35	27	40	20	11

## Currently in education (%)



Yes, full-time	27	41	19	11
Yes, part-time	23	39	22	13
No	25	38	19	14

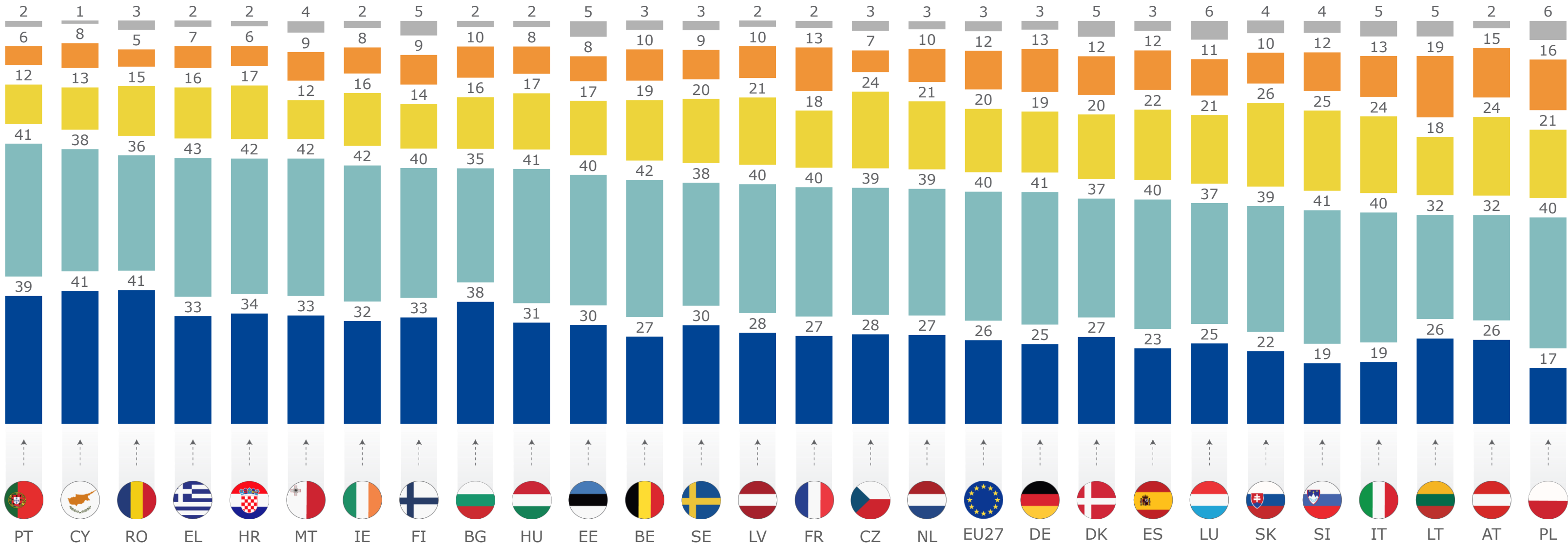
Data labels not shown for "Don't know"

# Q13\_2

Thinking about your last traineeship, to what extent do you agree or disagree with each of the following statements?  
*This traineeship was or will be helpful for you to find a regular job*



— Totally agree     
 — Tend to agree     
 — Tend to disagree     
 — Totally disagree     
 — Don't know

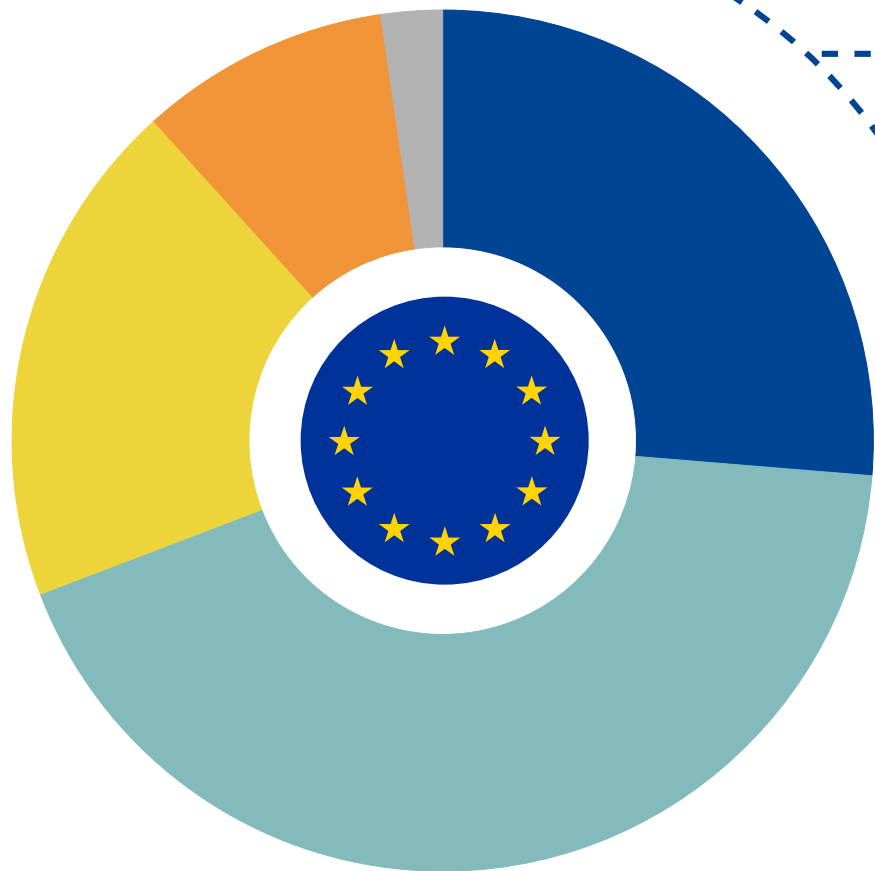


# Q13\_3

Thinking about your last traineeship, to what extent do you agree or disagree with each of the following statements?

*Apart from your pay, your working conditions were equivalent to those of regular employees (in terms of equipment, working hours, workload, treatment etc.)*

## EU27 average



**26%** Totally agree

**43%** Tend to agree

**19%** Tend to disagree

**9%** Totally disagree

**2%** Don't know

## Currently working (%)



Yes, full-time	28	44	18	8
Yes, part-time	23	43	21	11
No	23	39	23	12

## Gender (%)



Male	26	44	19	9
Female	27	42	19	10

## Age (%)



18-24	26	42	20	9
25-29	27	42	19	9
30-35	27	44	18	10

## Currently in education (%)



Yes, full-time	27	45	18	8
Yes, part-time	23	43	21	12
No	27	40	20	11

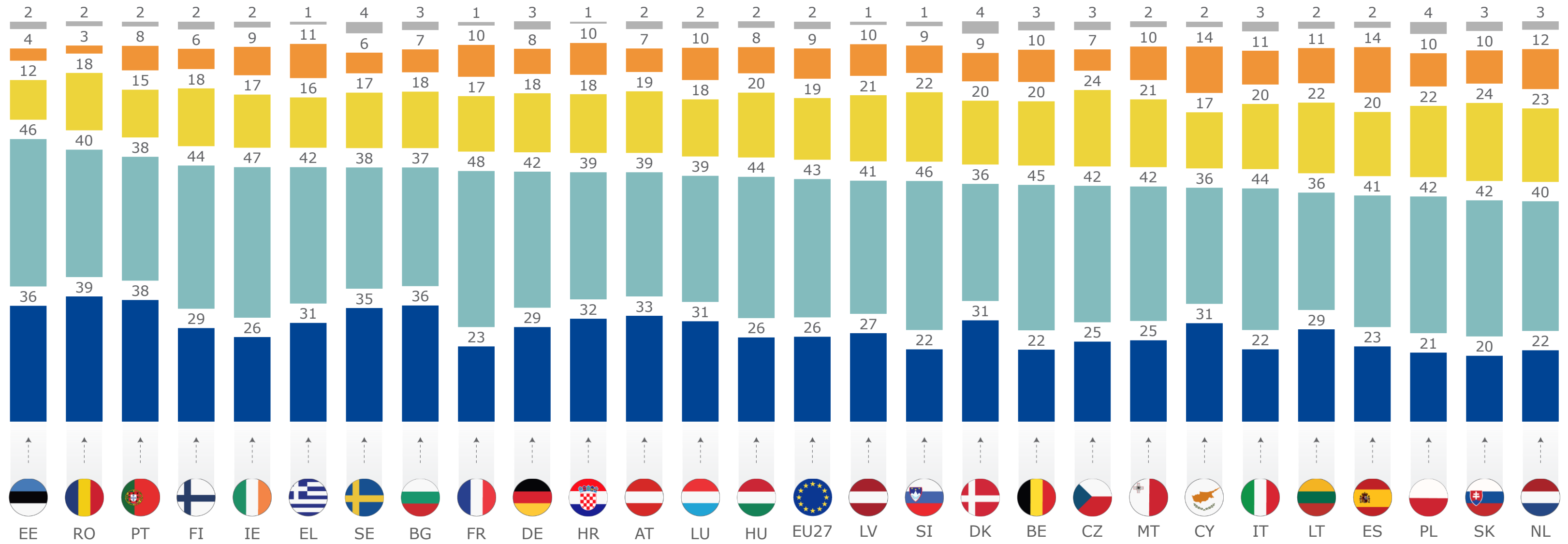
Data labels not shown for "Don't know"

# Q13\_3

Thinking about your last traineeship, to what extent do you agree or disagree with each of the following statements?  
*Apart from your pay, your working conditions were equivalent to those of regular employees (in terms of equipment, working hours, workload, treatment etc.)*



— Totally agree     
 — Tend to agree     
 — Tend to disagree     
 — Totally disagree     
 — Don't know



# Q13\_4

Thinking about your last traineeship, to what extent do you agree or disagree with each of the following statements?  
*During this traineeship, you could turn to a mentor who helped you and explained how to do the work*

## EU27 average



- **32%** Totally agree
- **43%** Tend to agree
- **16%** Tend to disagree
- **7%** Totally disagree
- **2%** Don't know

## Gender (%)



Male	31	43	17	7
Female	33	43	15	8

## Age (%)



18-24	34	41	16	7
25-29	31	44	16	7
30-35	31	44	16	7

## Currently working (%)



Yes, full-time	32	44	16	7
Yes, part-time	30	43	17	8
No	34	39	17	8

## Currently in education (%)



Yes, full-time	31	45	16	6
Yes, part-time	29	41	20	9
No	35	41	15	8

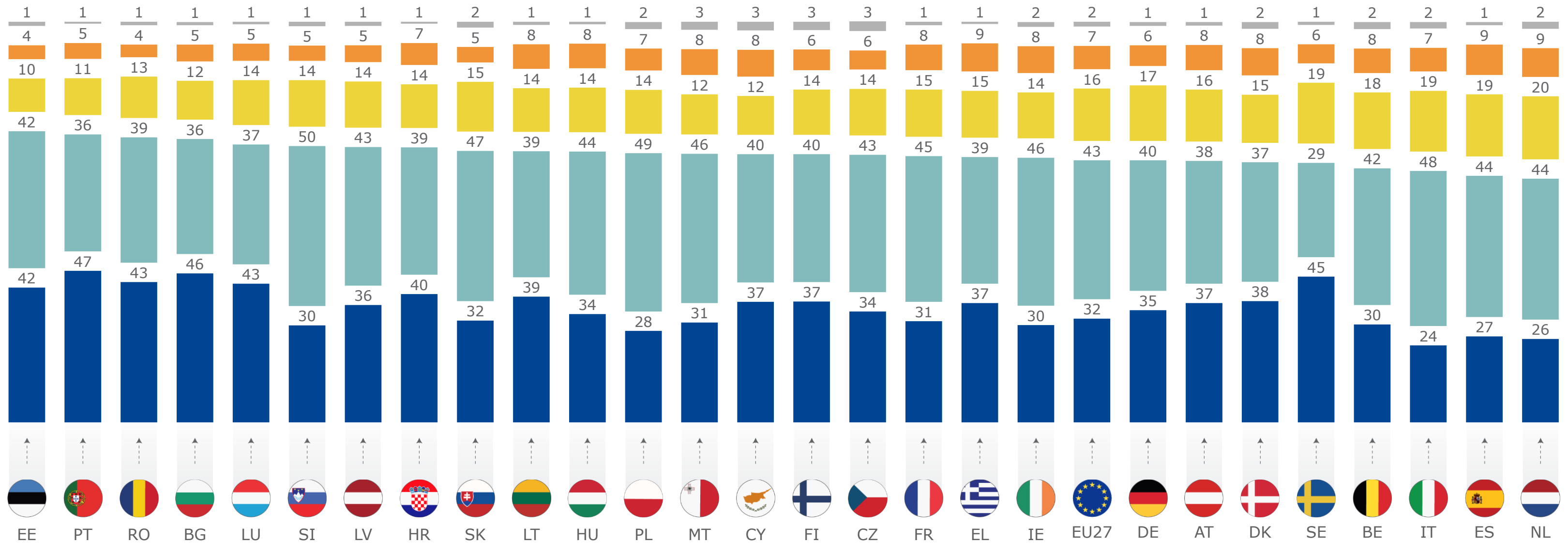
Data labels not shown for "Don't know"

# Q13\_4

Thinking about your last traineeship, to what extent do you agree or disagree with each of the following statements?  
*During this traineeship, you could turn to a mentor who helped you and explained how to do the work*



— Totally agree     
 — Tend to agree     
 — Tend to disagree     
 — Totally disagree     
 — Don't know

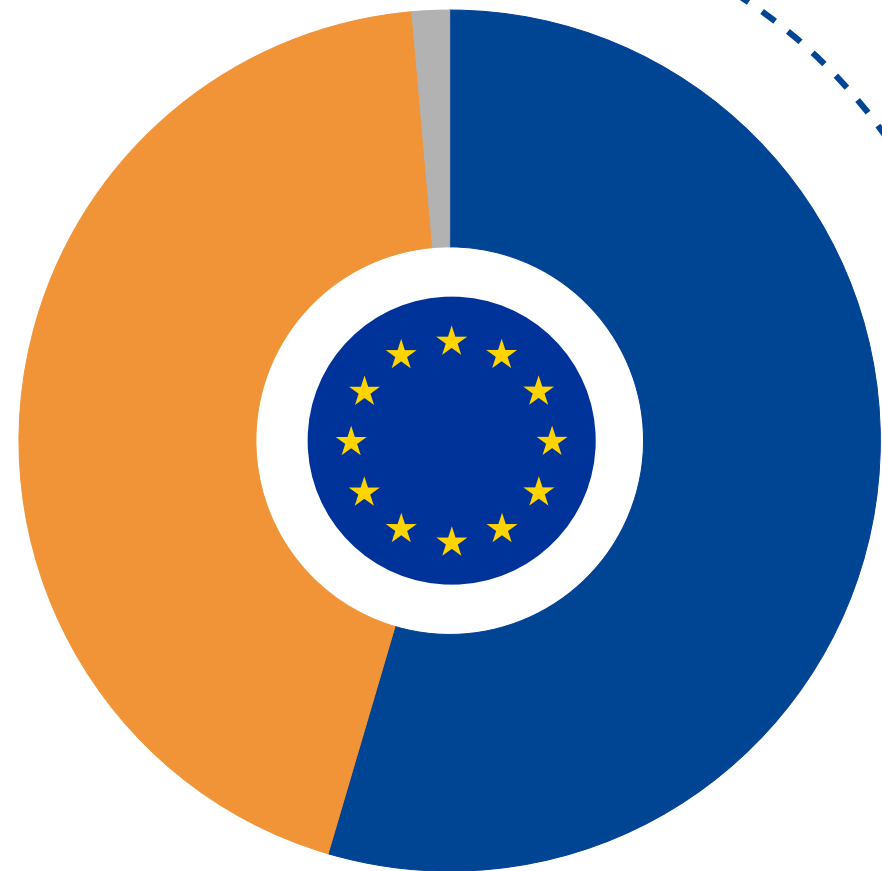




# Q14

Were you paid or offered financial compensation for your last traineeship?

EU27 average




55% Yes

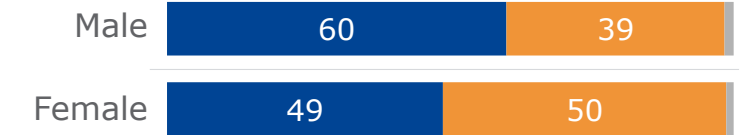
44% No

1% Don't know


Currently working (%)




Gender (%)



Age (%)



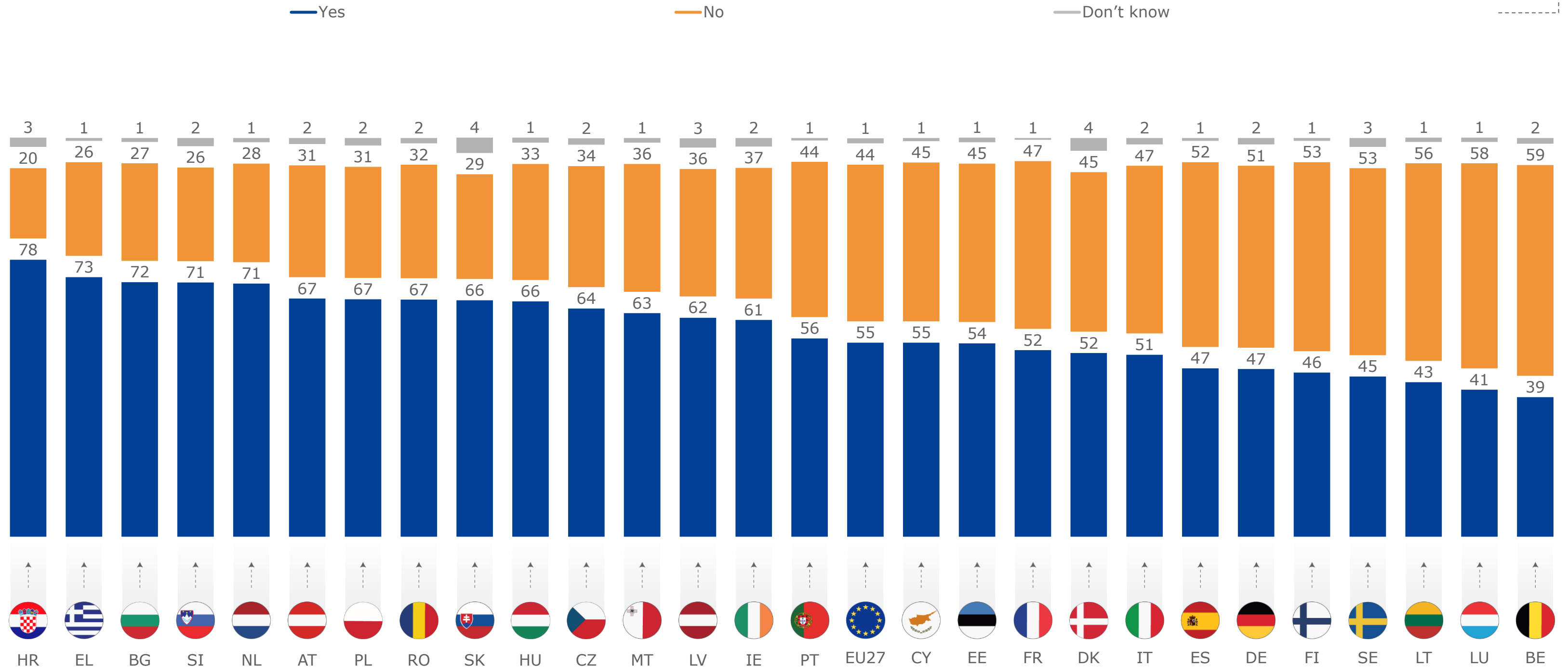
Currently in education (%)



Data labels not shown for "Don't know"

# Q14

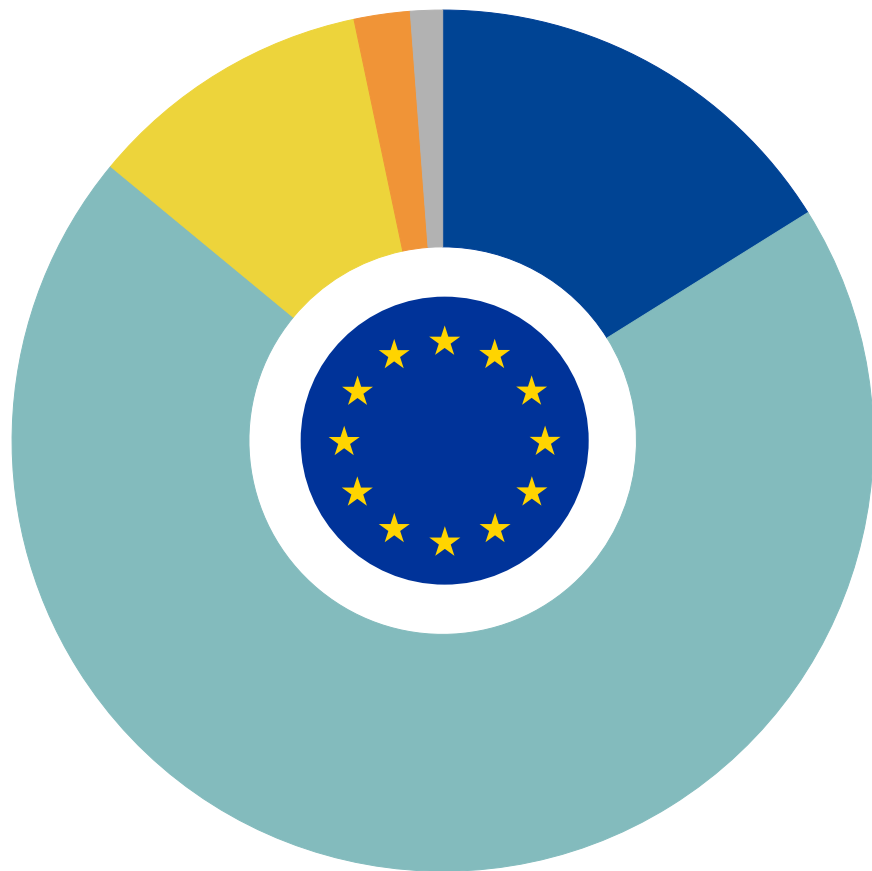
## Were you paid or offered financial compensation for your last traineeship?



# Q15

Thinking about your last traineeship, who provided your payment or offered you financial compensation?

## EU27 average



- **16%** Your educational institution
- **70%** Your employer
- **11%** A Public Employment Service (PES)
- **2%** Other
- **1%** Don't know

## Currently working (%)



Yes, full-time	16	71	10
Yes, part-time	16	69	11
No	16	62	16

## Gender (%)



Male	17	71	10
Female	15	68	12

## Age (%)



18-24	17	68	11
25-29	15	72	11
30-35	16	70	11

## Currently in education (%)

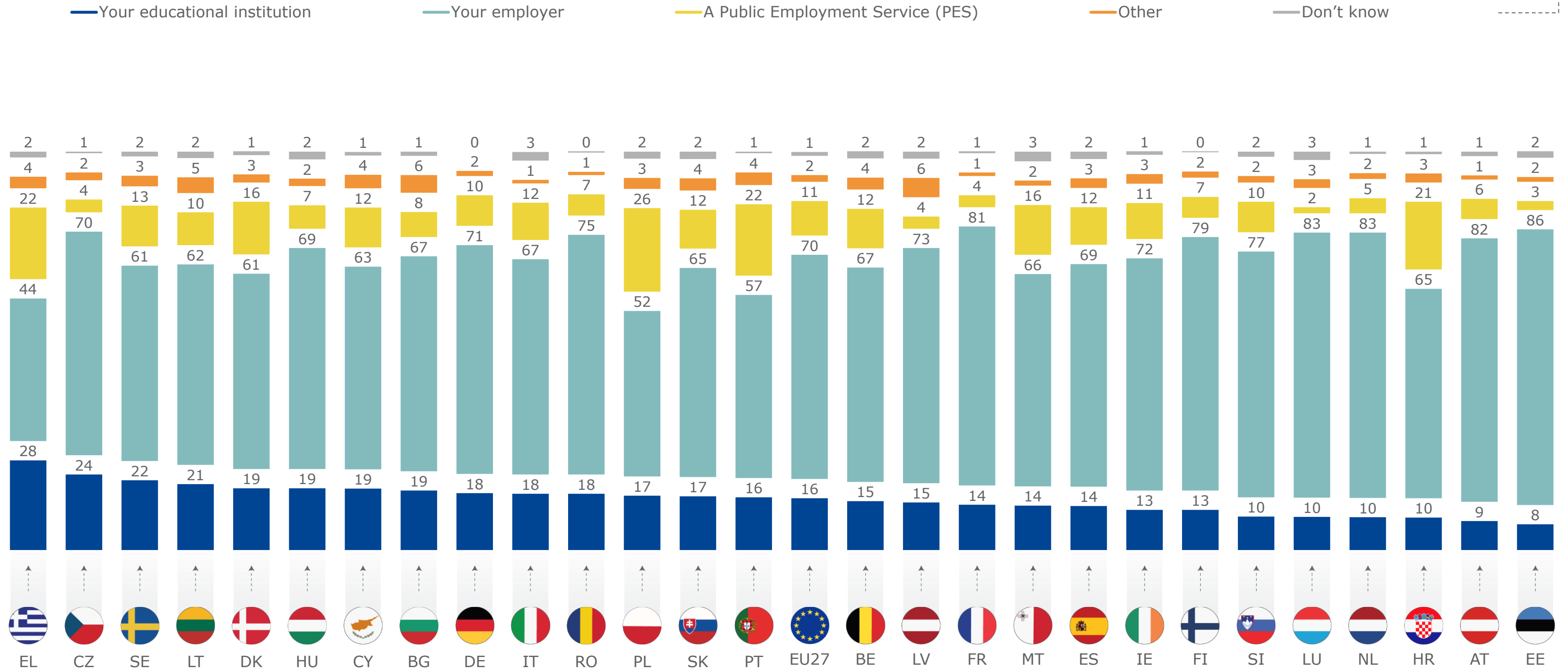


Yes, full-time	18	70	9
Yes, part-time	15	68	14
No	12	72	12

Data labels not shown for 5% or under

# Q15

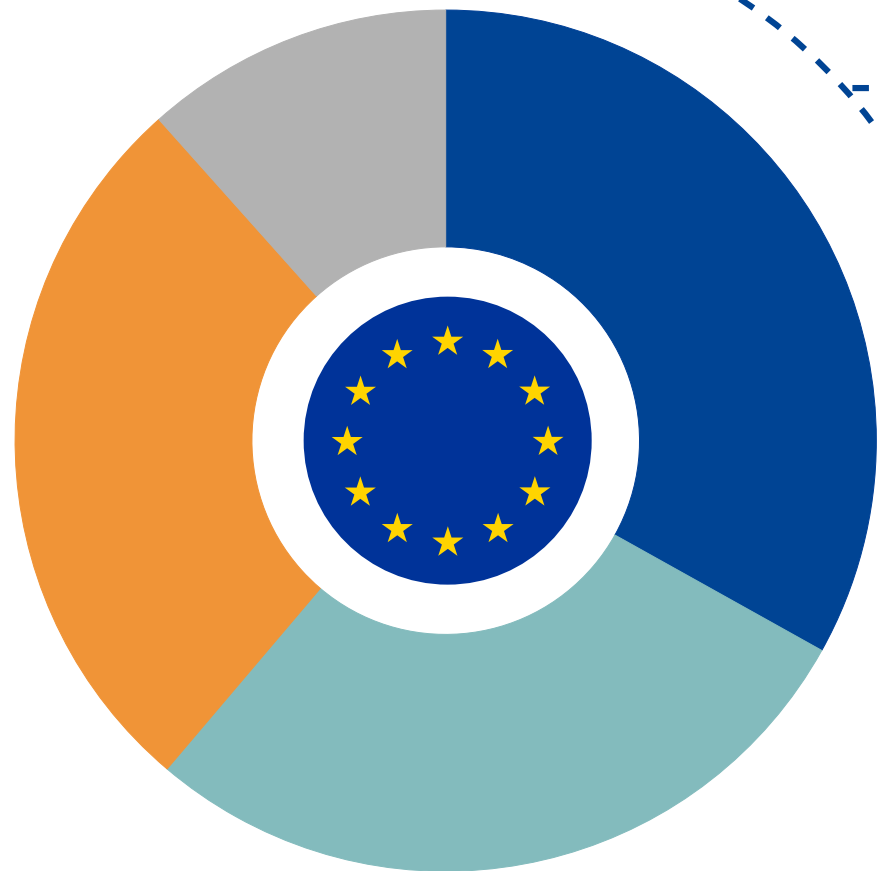
## Thinking about your last traineeship, who provided your payment or offered you financial compensation?



# Q16

Thinking about your last traineeship, which of the following applies to your experience:

## EU27 average



33%

You had access to social protection like regular employees in the company/organisation

28%

You had access to some elements of social protection

27%

You had no access to social protection

12%

Don't know

## Currently working (%)



Yes, full-time	37	28	25	10
Yes, part-time	28	35	27	10
No	25	21	35	20

## Gender (%)



Male	37	32	22	9
Female	29	24	33	14

## Age (%)



18-24	31	32	24	12
25-29	34	27	28	11
30-35	34	25	30	11

## Currently in education (%)

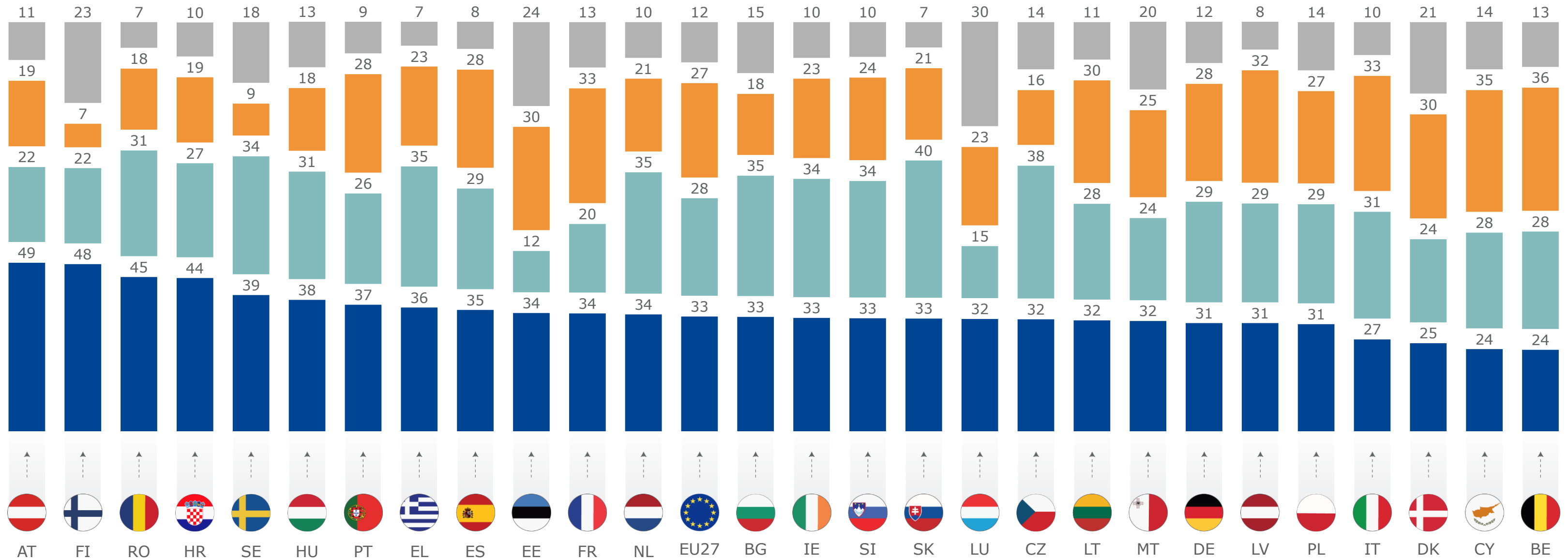


Yes, full-time	37	30	24	9
Yes, part-time	29	34	28	9
No	28	20	34	18

# Q16 Thinking about your last traineeship, which of the following applies to your experience:



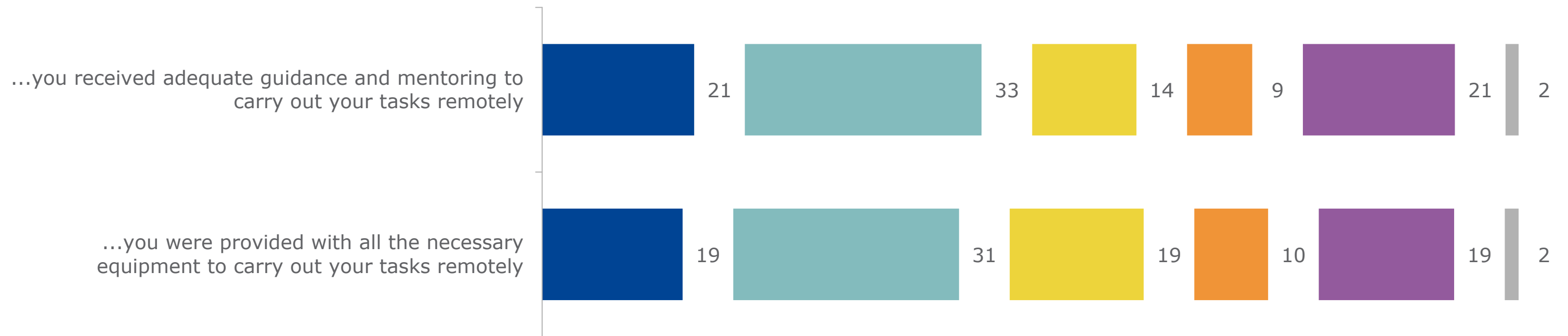
- You had access to social protection like regular employees in the company/organisation
- You had no access to social protection
- You had access to some elements of social protection
- Don't know



# Q17

To what extent do you agree or disagree with the following statements? During your last traineeship...

— Totally agree    
 — Tend to agree    
 — Tend to disagree    
 — Totally disagree    
 — Your traineeship could not be carried out remotely    
 — Don't know





# Q17\_1

To what extent do you agree or disagree with the following statements? During your last traineeship...  
*...you were provided with all the necessary equipment to carry out your tasks remotely*

## EU27 average



- 19% Totally agree
- 31% Tend to agree
- 19% Tend to disagree
- 10% Totally disagree
- 19% Your traineeship could not be carried out remotely
- 2% Don't know

## Currently working (%)



Yes, full-time	21	32	19	10	17
Yes, part-time	19	33	19	10	17
No	15	27	17	12	27

## Gender (%)



Male	21	34	19	10	15
Female	17	29	18	11	23

## Age (%)



18-24	21	32	19	11	15
25-29	19	31	19	10	20
30-35	19	31	18	10	21

## Currently in education (%)



Yes, full-time	21	34	19	10	15
Yes, part-time	18	33	21	11	16
No	18	25	16	10	29

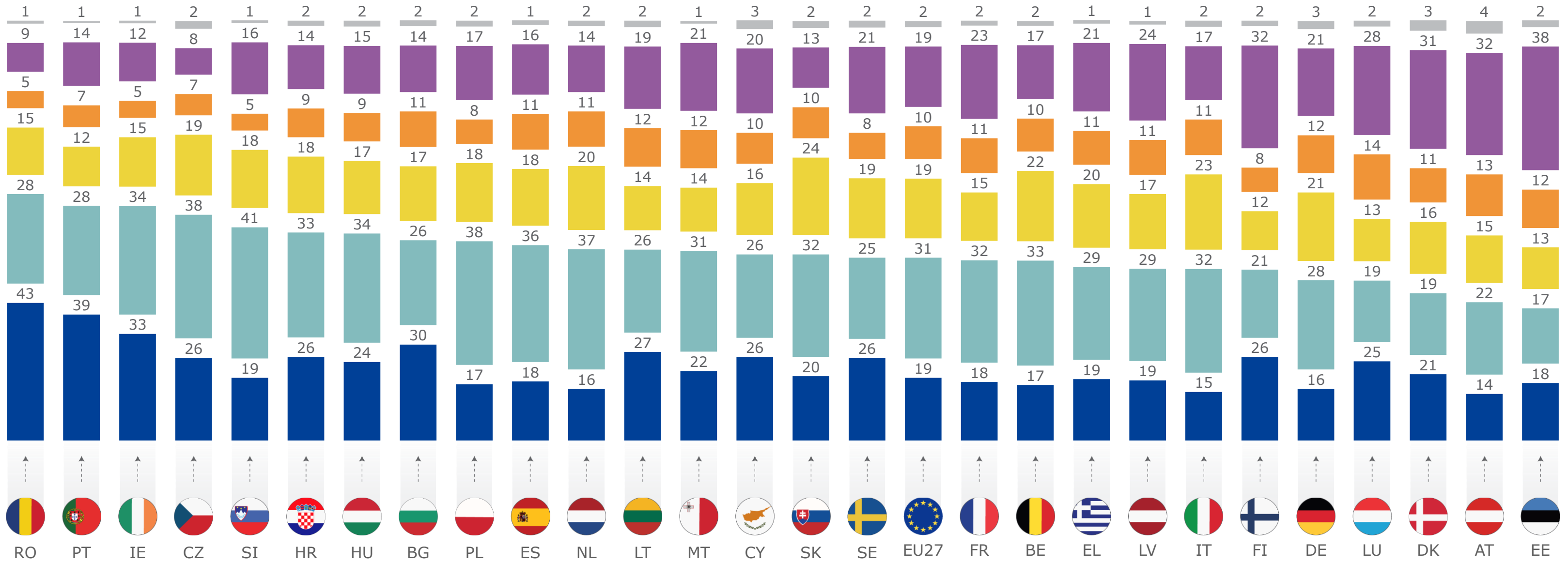
Data labels not shown for "Don't know"

# Q17\_1

To what extent do you agree or disagree with the following statements? During your last traineeship...  
*...you were provided with all the necessary equipment to carry out your tasks remotely*



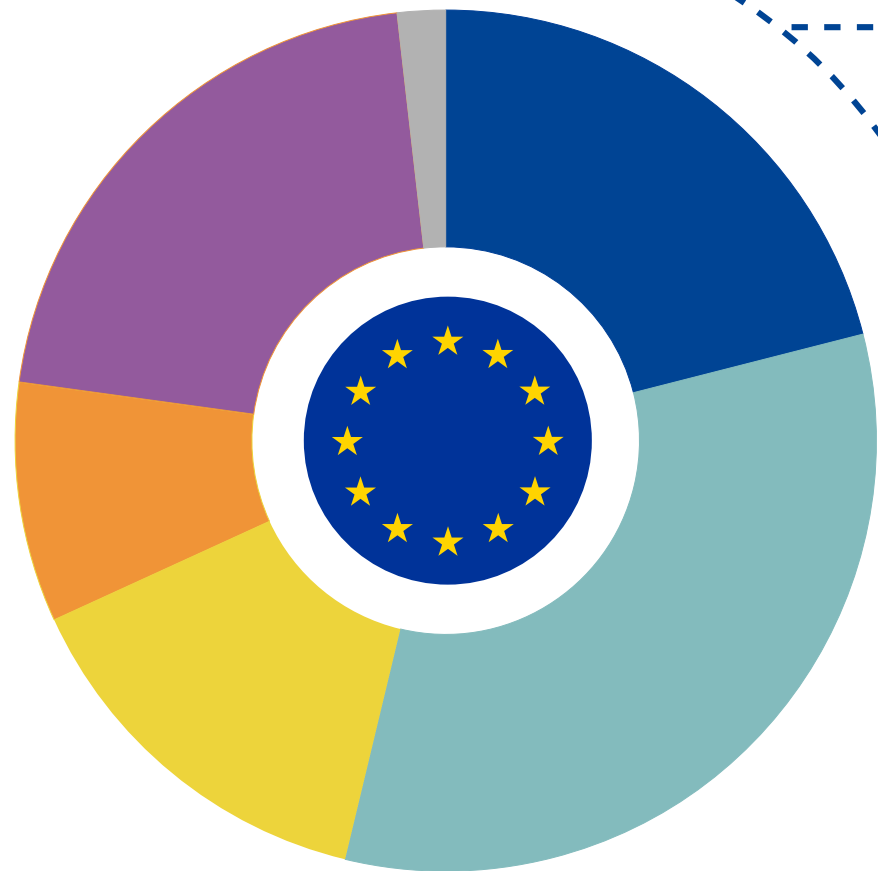
— Totally agree    
 — Tend to agree    
 — Tend to disagree    
 — Totally disagree    
 — Your traineeship could not be carried out remotely    
 — Don't know



# Q17\_2

To what extent do you agree or disagree with the following statements? During your last traineeship...  
*...you received adequate guidance and mentoring to carry out your tasks remotely*

## EU27 average



- 21%** Totally agree
- 33%** Tend to agree
- 14%** Tend to disagree
- 9%** Totally disagree
- 21%** Your traineeship could not be carried out remotely
- 2%** Don't know

## Currently working (%)



Yes, full-time	23	33	15	9	20
Yes, part-time	19	36	14	10	19
No	17	28	14	10	30

## Gender (%)



Male	23	35	15	9	17
Female	19	31	14	9	25

## Age (%)



18-24	22	33	15	10	18
25-29	21	33	14	9	22
30-35	19	33	15	8	23

## Currently in education (%)



Yes, full-time	24	35	15	9	17
Yes, part-time	19	35	16	11	18
No	17	28	13	8	32

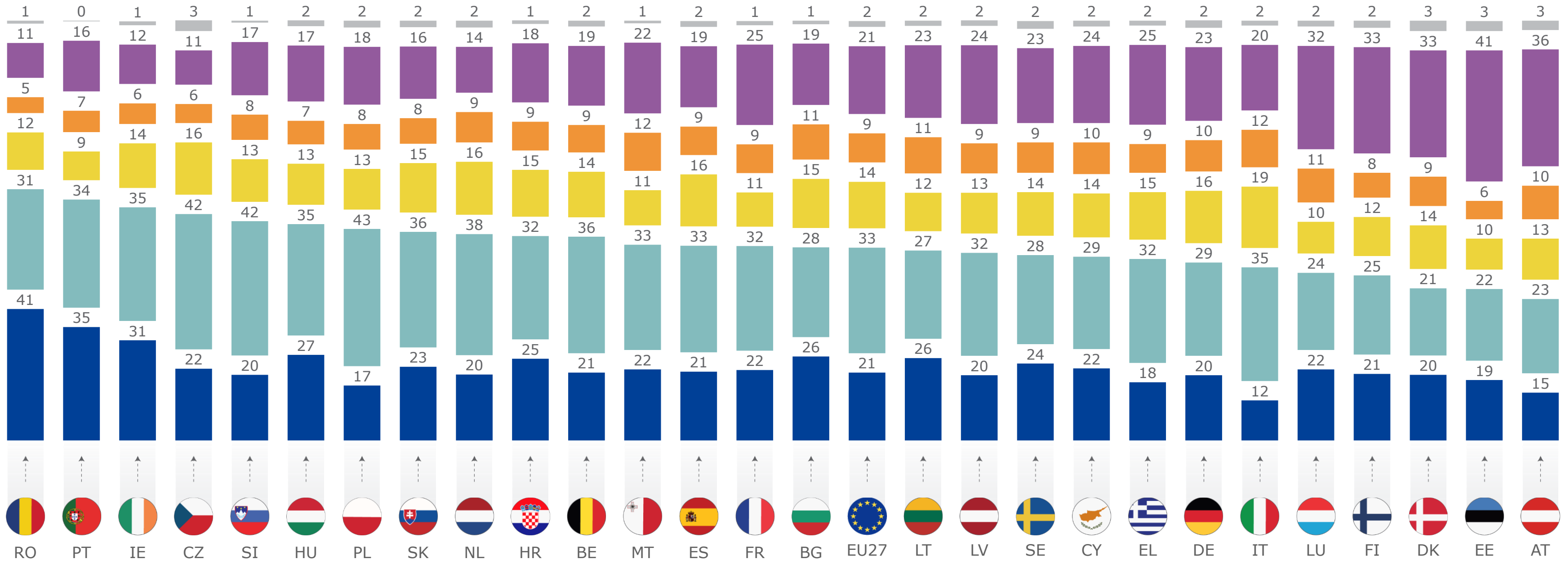
Data labels not shown for "Don't know"

# Q17\_2

To what extent do you agree or disagree with the following statements? During your last traineeship...  
*...you received adequate guidance and mentoring to carry out your tasks remotely*



— Totally agree    
 — Tend to agree    
 — Tend to disagree    
 — Totally disagree    
 — Your traineeship could not be carried out remotely    
 — Don't know

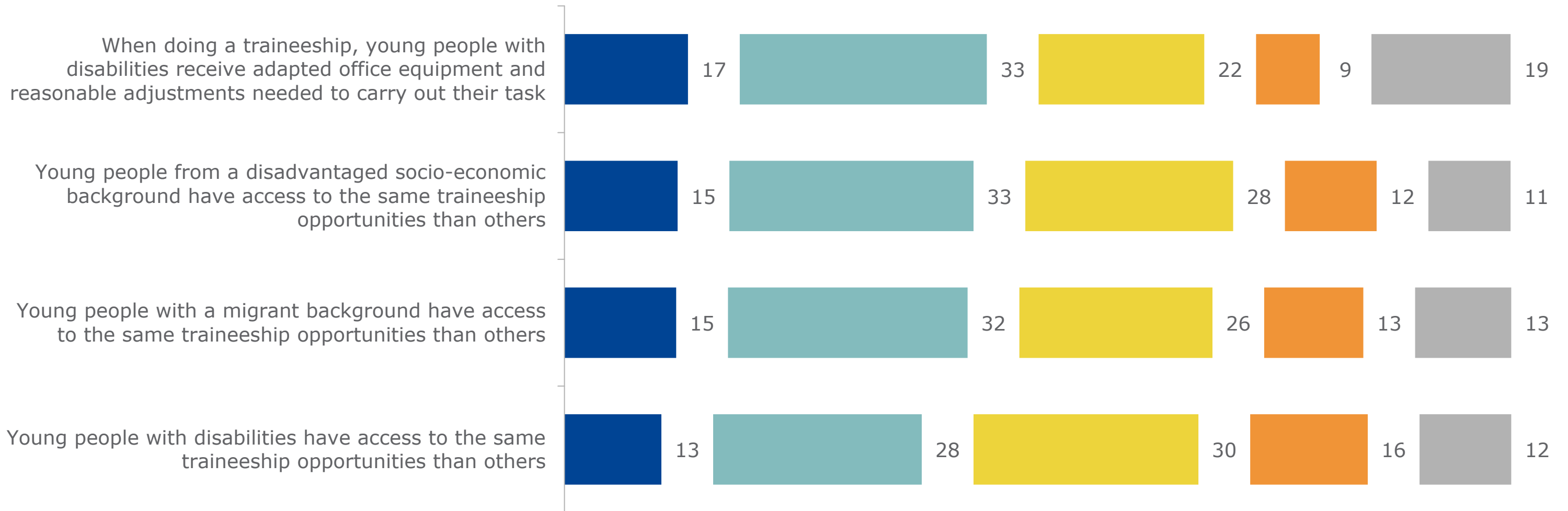


# Q18

To what extent do you agree or disagree with the following statements?



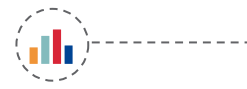
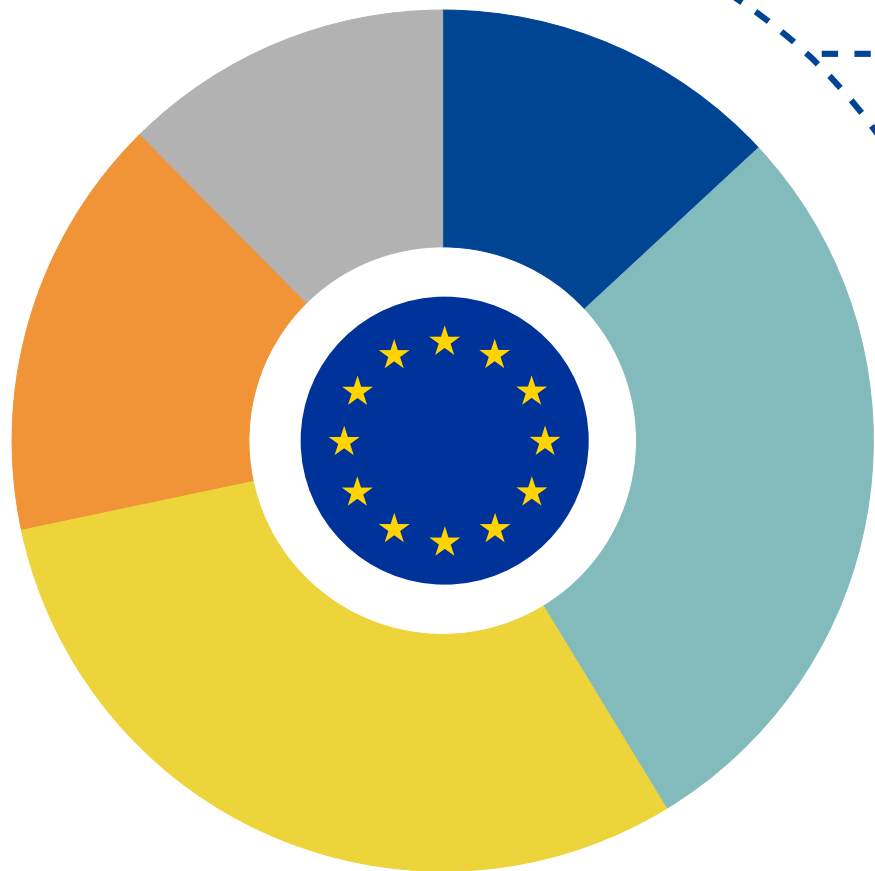
■ Totally agree    
 ■ Tend to agree    
 ■ Tend to disagree    
 ■ Totally disagree    
 ■ Don't know



# Q18\_1

To what extent do you agree or disagree with the following statements?  
*Young people with disabilities have access to the same traineeship opportunities than others*

## EU27 average



**13%** Totally agree

**28%** Tend to agree

**30%** Tend to disagree

**16%** Totally disagree

**12%** Don't know

## Currently working (%)



Yes, full-time	14	31	29	15	11
Yes, part-time	11	27	33	17	12
No	12	22	32	18	16

## Gender (%)



Male	15	30	30	14	11
Female	12	26	31	17	14

## Age (%)



18-24	13	27	31	16	12
25-29	12	29	31	16	12
30-35	14	28	30	15	13

## Currently in education (%)



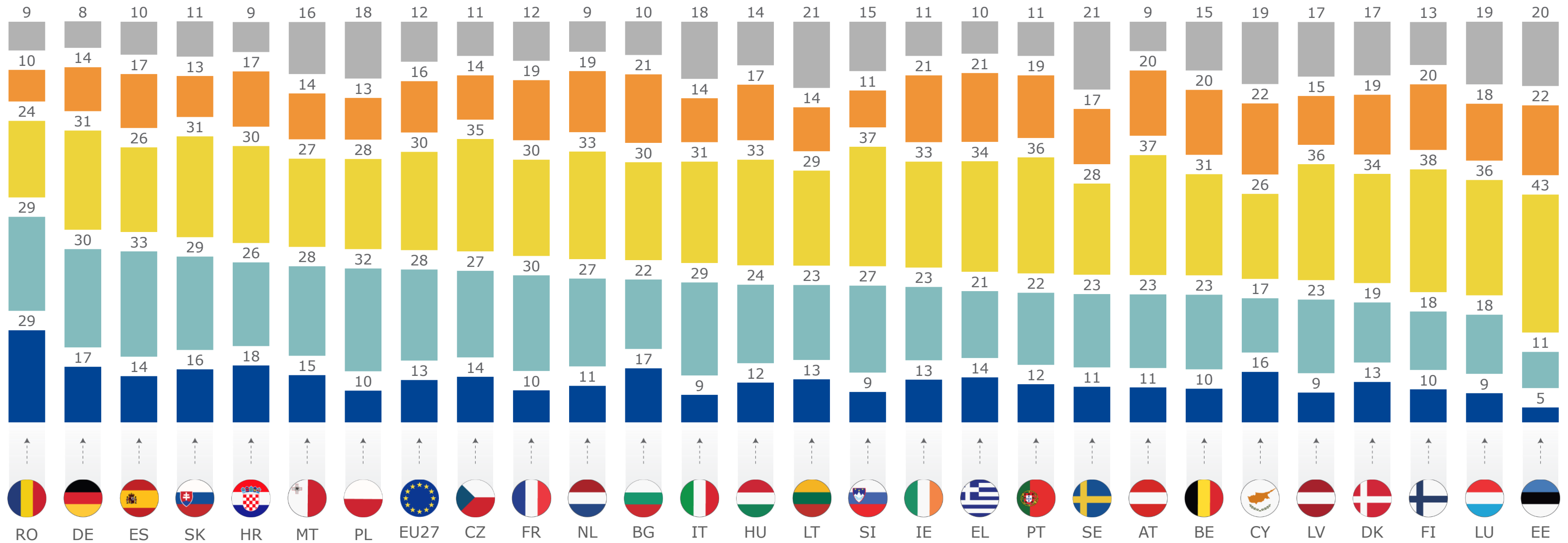
Yes, full-time	15	32	29	14	11
Yes, part-time	13	29	31	16	12
No	11	23	33	18	16

# Q18\_1

To what extent do you agree or disagree with the following statements?  
*Young people with disabilities have access to the same traineeship opportunities than others*



— Totally agree     
 — Tend to agree     
 — Tend to disagree     
 — Totally disagree     
 — Don't know






# Q18\_2

To what extent do you agree or disagree with the following statements?

*When doing a traineeship, young people with disabilities receive adapted office equipment and reasonable adjustments needed to carry out their task*

## EU27 average



**17%** Totally agree

**33%** Tend to agree

**22%** Tend to disagree

**9%** Totally disagree

**19%** Don't know

## Currently working (%)



Yes, full-time	18	35	22	8	17
Yes, part-time	16	35	22	10	18
No	14	29	23	8	26

## Gender (%)



Male	19	35	22	8	16
Female	15	32	23	9	22

## Age (%)



18-24	18	34	22	9	18
25-29	16	33	23	9	19
30-35	17	33	22	8	20

## Currently in education (%)



Yes, full-time	19	35	23	8	15
Yes, part-time	16	35	22	10	17
No	13	30	22	9	26

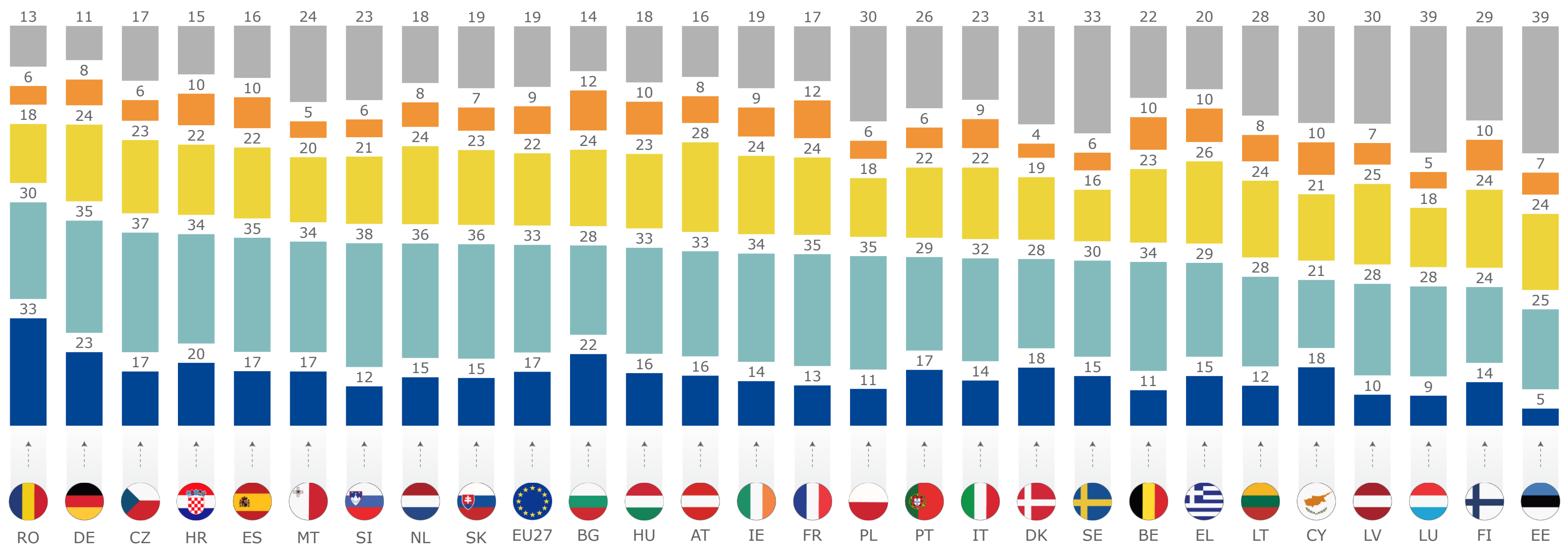
Q18\_2

To what extent do you agree or disagree with the following statements?

When doing a traineeship, young people with disabilities receive adapted office equipment and reasonable adjustments needed to carry out their task



— Totally agree     
 — Tend to agree     
 — Tend to disagree     
 — Totally disagree     
 — Don't know




# Q18\_3

To what extent do you agree or disagree with the following statements?

*Young people with a migrant background have access to the same traineeship opportunities than others*

## EU27 average



**15%** Totally agree

**32%** Tend to agree

**26%** Tend to disagree

**13%** Totally disagree

**13%** Don't know

## Currently working (%)



Yes, full-time	16	34	25	13	12
Yes, part-time	15	31	28	15	12
No	13	29	27	14	17

## Gender (%)



Male	17	34	25	12	11
Female	13	31	27	15	15

## Age (%)



18-24	16	32	28	14	11
25-29	15	32	26	14	13
30-35	15	33	24	13	15

## Currently in education (%)



Yes, full-time	16	35	26	13	10
Yes, part-time	16	33	25	15	11
No	12	28	27	14	18

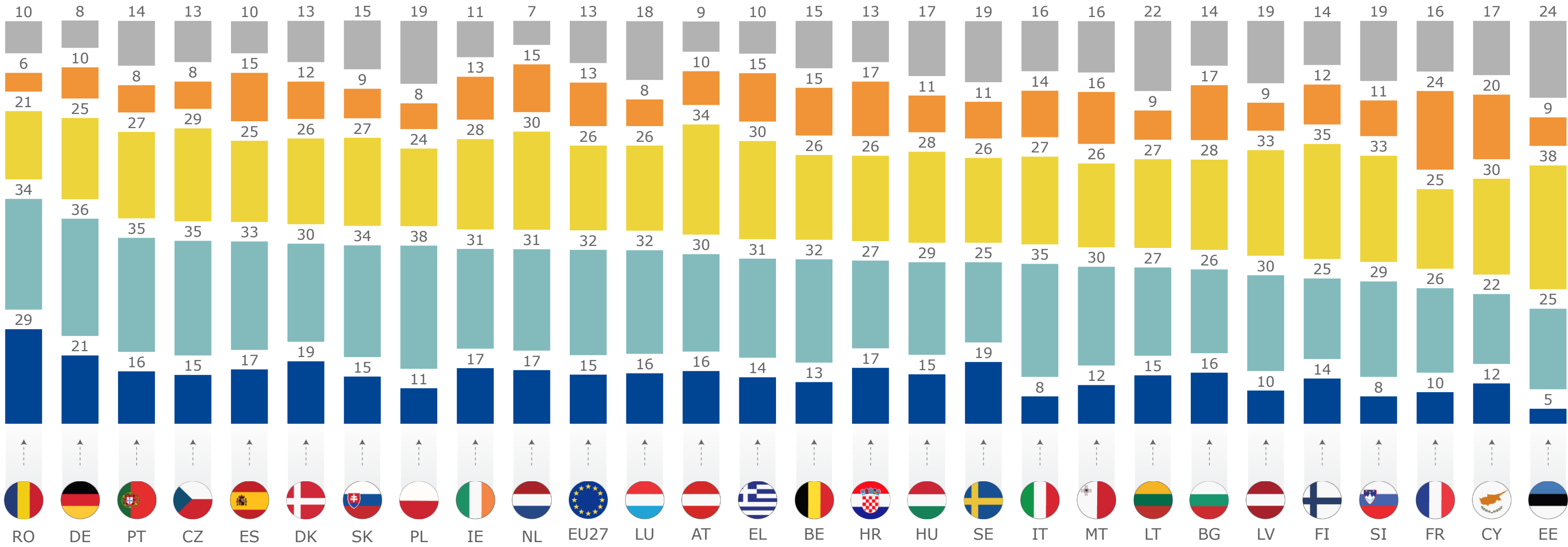
# Q18\_3

To what extent do you agree or disagree with the following statements?

*Young people with a migrant background have access to the same traineeship opportunities than others*



— Totally agree     
 — Tend to agree     
 — Tend to disagree     
 — Totally disagree     
 — Don't know



# Q18\_4

To what extent do you agree or disagree with the following statements?

*Young people from a disadvantaged socio-economic background have access to the same traineeship opportunities than others*

## EU27 average



**15%** Totally agree

**33%** Tend to agree

**28%** Tend to disagree

**12%** Totally disagree

**11%** Don't know

## Currently working (%)



Yes, full-time	16	35	28	11	10
Yes, part-time	14	32	30	14	10
No	14	29	28	15	15

## Gender (%)



Male	17	35	28	11	9
Female	13	32	29	13	13

## Age (%)



18-24	15	32	29	13	10
25-29	15	33	28	13	11
30-35	16	33	27	11	12

## Currently in education (%)



Yes, full-time	17	35	28	11	9
Yes, part-time	14	35	29	13	10
No	13	29	29	14	15

# Q18\_4

To what extent do you agree or disagree with the following statements?

*Young people from a disadvantaged socio-economic background have access to the same traineeship opportunities than others*



— Totally agree     
 — Tend to agree     
 — Tend to disagree     
 — Totally disagree     
 — Don't know

